POTAIN®

MD 569

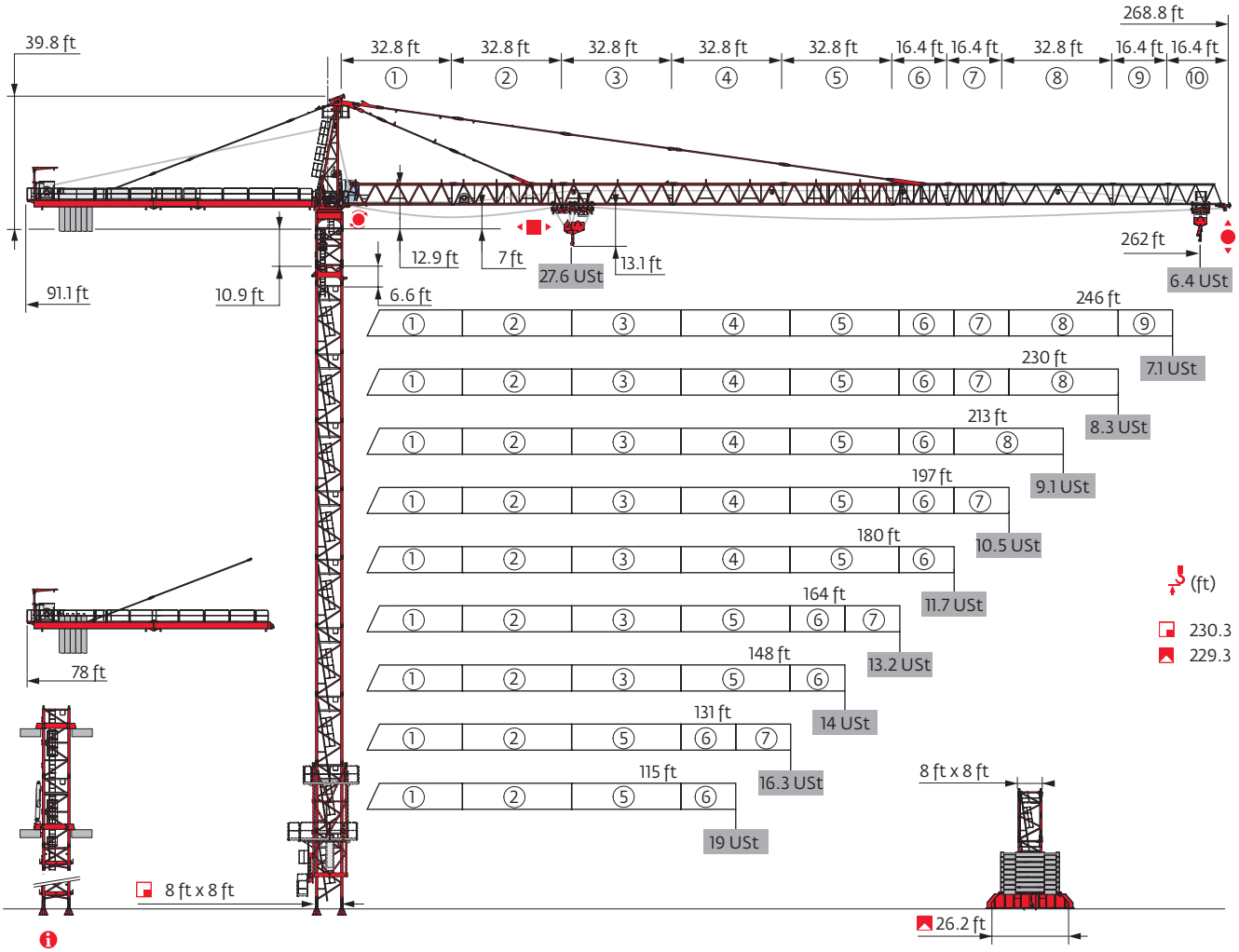

Potain Plus

Power Control

Top Site

Top Tracing 3

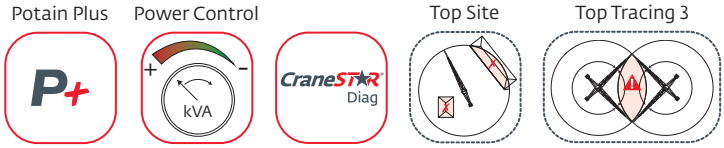

ASCE 7-10

Values have been rounded.

Mast - Reactions

8 ft - P 802B										
(ft)	115	131	148	164	180	197	213	230	246	262
(ft)	230.3	230.3	225.1	230.3	225.1	225.1	219.5	219.5	208.7	208.7
/P+ (ft)	230.3	230.3	225.1	230.3	225.1	225.1	219.5	219.5	208.7	208.7
10.9 ft	1	1	1	1	1	1	1	1	1	1
6.6 ft	1	1	1	1	1	1	1	1	1	1
10.9 ft	2	2	0	2	0	0	1	1	0	0
16.4 ft	12	12	13	12	13	13	12	12	12	12
F2 (USt) ●	267	271	270	272	262	264	259	257	251	252
F2 (USt) ■	324	329	293	334	305	314	296	307	274	275
F3 (USt) ●	171	172	183	169	173	159	168	150	149	150
F3 (USt) ■	242	244	206	245	215	223	205	214	181	180

8 ft - ZY 800 -										
(ft)	115	131	148	164	180	197	213	230	246	262
(ft)	229.3	229.3	207.7	229.3	218.5	218.5	212.9	218.5	207.7	202.1
/P+ (ft)	229.3	229.3	207.7	224.1	218.5	218.5	212.9	218.5	207.7	202.1
10.9 ft	1	1	1	1	1	1	1	1	1	1
6.6 ft	1	1	1	1	1	1	1	1	1	1
10.9 ft	0	0	1	0	2	2	0	2	1	2
16.4 ft	13	13	11	13	11	11	12	11	11	10
F1 (USt) ●	148	147	139	142	143	147	140	146	143	141
F1 (USt) ■	144	146	115	149	133	137	129	140	130	127

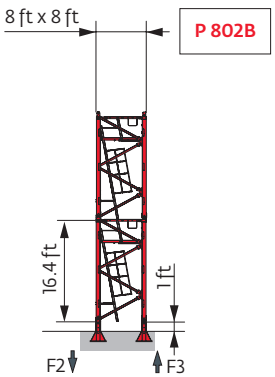

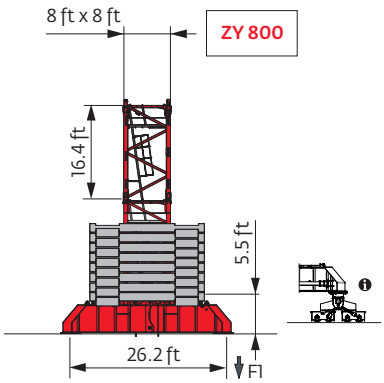

Note: When "ASCE" is noted in this data sheet it is referring to 115 mph Wind Zone, Exposure B, Design Wind Speed = 98 mph.
See back cover for design wind speed calculations.

Motorized accesses : adapted mast compositions, base ballast and reactions.

Anchorages

Base ballast

(USt) / 8 ft - ZY 800 -										
(ft)	115	131	148	164	180	197	213	230	246	262
229.3	105.8	92.6		79.4						
218.5	92.6	92.6		79.4	92.6	92.6		92.6		
212.9	92.6	79.4		79.4	79.4	92.6	92.6	92.6		
207.7	79.4	79.4	79.4	79.4	79.4	79.4	92.6	92.6	92.6	
202.1	79.4	79.4	79.4	79.4	79.4	79.4	79.4	92.6	92.6	92.6
185.7	79.4	79.4	79.4	79.4	79.4	79.4	79.4	92.6	92.6	92.6
169.3	79.4	79.4	79.4	79.4	79.4	79.4	79.4	79.4	92.6	92.6
152.9	79.4	79.4	79.4	79.4	79.4	79.4	79.4	79.4	79.4	92.6
136.5	79.4	79.4	79.4	79.4	79.4	79.4	79.4	79.4	79.4	79.4
120.1	79.4	79.4	79.4	79.4	79.4	79.4	79.4	79.4	79.4	79.4
103.7	79.4	79.4	79.4	79.4	79.4	79.4	79.4	79.4	79.4	79.4
87.3	79.4	79.4	79.4	79.4	79.4	79.4	79.4	79.4	79.4	79.4
70.9	79.4	79.4	79.4	79.4	79.4	79.4	79.4	79.4	79.4	79.4

Load curves

(ft)			56	66	82	89	98	115	121	131	148	154	164	180	187	197	213	220	230	236	246	253	262	ft
	27.6 USt	13.8 USt																						
262	13 → 68	121 - 133	27.6	27.6	22.2	20.3	17.8	14.7	13.8	13.8	12.2	11.5	10.7	9.6	9.2	8.6	7.8	7.5	7.1	6.8	6.5	6.2	5.9	USt
	13 → 70	126 - 138	27.6	27.6	23	21.1	18.6	15.4	14.4	13.8	12.8	12.2	11.3	10.1	9.7	9.1	8.3	8	7.5	7.3	6.9	6.7	6.4	USt P+
246	13 → 69	123 - 134	27.6	27.6	22.5	20.5	18.1	15	14	13.8	12.3	11.7	10.9	9.7	9.3	8.7	7.9	7.6	7.2	6.9	6.6	USt		
	13 → 71	128 - 140	27.6	27.6	23.4	21.4	18.9	15.8	14.7	13.8	13	12.4	11.5	10.3	9.9	9.3	8.4	8.1	7.7	7.5	7.1	USt P+		
230	13 → 72	130 - 140	27.6	27.6	23.8	21.8	19.2	16	14.9	13.8	13	12.4	11.5	10.3	9.9	9.3	8.4	8.1	7.7	USt				
	13 → 75	136 - 148	27.6	27.6	24.9	22.8	20.2	16.9	15.8	14.4	13.8	13.1	12.2	11	10.5	9.9	9	8.7	8.3	USt P+				
213	13 → 73	130 - 141	27.6	27.6	23.9	21.9	19.3	16.1	15	13.8	13.1	12.4	11.6	10.3	9.9	9.3	8.5	USt						
	13 → 76	137 - 149	27.6	27.6	25.1	23	20.4	17	15.9	14.5	13.8	13.2	12.3	11.1	10.6	10	9.1	USt P+						
197	13 → 76	135 - 147	27.6	27.6	25.1	22.9	20.3	16.9	15.8	14.3	13.7	13	12.1	10.8	10.4	9.8	USt							
	13 → 79	143 - 155	27.6	27.6	26.4	24.2	21.4	17.9	16.8	15.3	13.8	13.8	13	11.6	11.2	10.5	USt P+							
180	13 → 76	136 - 148	27.6	27.6	25.2	23	20.3	16.9	15.8	14.4	13.7	13.1	12.2	10.9	USt									
	13 → 79	144 - 156	27.6	27.6	26.6	24.3	21.6	18	16.9	15.4	13.8	13.8	13.1	11.7	USt P+									
164	13 → 76	136 - 148	27.6	27.6	25.2	23.1	20.4	17	15.9	14.4	13.8	13.1	12.2	USt										
	13 → 80	145 - 157	27.6	27.6	26.7	24.5	21.7	18.2	17	15.5	13.8	13.8	13.2	USt P+										
148	13 → 76	136 - 148	27.6	27.6	25.2	23	20.4	16.9	15.8	14.4	13.8	USt												
	13 → 80	145 - 148	27.6	27.6	26.8	24.5	21.8	18.2	17.1	15.5	13.8	USt P+												
131	13 → 76		27.6	27.6	25.4	23.2	20.5	17.1	16	14.5	USt													
	13 → 81		27.6	27.6	27	24.8	22	18.4	17.3	15.7	USt P+													
115	13 → 76		27.6	27.6	25.4	23.2	20.5	17.1	USt															
	13 → 81		27.6	27.6	27	24.9	22.1	18.5	USt P+															

= - 1.59 USt max.

(ft)			56	66	82	89	98	115	121	131	148	154	164	180	187	197	213	220	230	236	246	253	262	ft
	27.6 USt	13.8 USt																						
262	9 → 70	127 - 129	27.6	27.6	23	21.1	18.6	15.5	14.5	13.5	11.7	11.1	10.3	9.1	8.7	8.2	7.3	7.1	6.6	6.4	6	5.8	5.5	USt
	9 → 72	132 - 135	27.6	27.6	23.8	21.8	19.4	16.2	15.2	13.8	12.4	11.7	10.9	9.7	9.3	8.7	7.9	7.5	7.1	6.9	6.5	6.3	6	USt P+
246	9 → 71	128 - 130	27.6	27.6	23.2	21.2	18.8	15.7	14.7	13.7	11.9	11.3	10.4	9.3	8.9	8.3	7.5	7.2	6.8	6.5	6.2	USt		
	9 → 73	133 - 136	27.6	27.6	24.1	22.1	19.6	16.4	15.4	14.1	12.6	11.9	11.1	9.9	9.5	8.9	8	7.7	7.3	7	6.7	USt P+		
230	9 → 74	134 - 137	27.6	27.6	24.4	22.4	19.8	16.6	15.5	14.1	12.6	12	11.1	9.9	9.5	8.9	8	7.7	7.3	USt				
	9 → 76	141 - 144	27.6	27.6	25.5	23.4	20.8	17.4	16.4	15	13.4	12.7	11.8	10.6	10.1	9.5	8.6	8.3	7.9	USt P+				
213	9 → 74	134 - 138	27.6	27.6	24.5	22.5	19.9	16.6	15.6	14.2	12.7	12	11.2	9.9	9.5	8.9	8	USt						
	9 → 77	142 - 145	27.6	27.6	25.7	23.6	20.9	17.6	16.5	15.1	13.5	12.8	11.9	10.6	10.2	9.6	8.7	USt P+						
197	9 → 77	140 - 143	27.6	27.6	25.6	23.5	20.8	17.4	16.3	14.9	13.3	12.6	11.7	10.4	10	9.4	USt							
	9 → 80	148 - 151	27.6	27.6	26.9	24.7	22	18.5	17.4	15.9	13.8	13.5	12.6	11.2	10.8	10.1	USt P+							
180	9 → 77	140 - 143	27.6	27.6	25.7	23.6	20.9	17.5	16.4	14.9	13.3	12.7	11.8	10.5	USt									
	9 → 81	149 - 152	27.6	27.6	27.1	24.9	22.2	18.6	17.5	16	13.9	13.6	12.6	11.3	USt P+									
164	9 → 77	141 - 144	27.6	27.6	25.8	23.7	21	17.6	16.4	15	13.4	12.7	11.8	USt										
	9 → 81	150 - 153	27.6	27.6	27.3	25.1	22.3	18.8	17.6	16.1	14	13.7	12.7	USt P+										
148	9 → 77	141 - 144	27.6	27.6	25.8	23.6	20.9	17.5	16.4	15	13.3	USt												
	9 → 81		27.6	27.6	27.3	25.1	22.3	18.8	17.6	16.1	14	USt P+												
131	9 → 78		27.6	27.6	26	23.8	21.1	17.7	16.6	15.1	USt													
	9 → 82		27.6	27.6	27.6	25.4	22.6	19	17.8	16.3	USt P+													
115	9 → 78		27.6	27.6	25.9	23.8	21.1	17.6	USt															
	9 → 82		27.6	27.6	27.6	25.5	22.7	19	USt P+															

= - 0.38 USt max.

Jib weight & counter-jib ballast

	(lb) (+/- 5%)		100 LVF - 132 HPL™			180 HPL™ GH		
			13,228 lb	8,818 lb	(lb)	13,228 lb	8,818 lb	(lb)
262 ft	56,516	57,596	6	0	79,366	4	2	70,548
246 ft	55,413	56,493	5	1	74,957	3	3	66,139
230 ft	54,201	55,281	5	1	74,957	2	4	61,729
213 ft	51,809	52,889	5	0	66,139	1	5	57,320
197 ft	51,136	52,216	5	0	66,139	2	3	52,911
180 ft	48,744	49,824	4	1	61,729	1	4	48,502
164 ft	45,040	46,121	5	0	66,139	2	3	52,911
148 ft	42,659	43,740	4	1	61,729	2	3	52,911
131 ft	38,592	39,672	2	3	52,911	1	3	39,683
115 ft	36,211	37,291	1	4	48,502	0	4	35,274

CBC - 13,228 lb

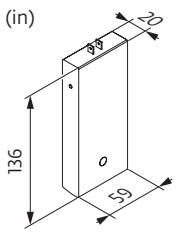

CBD - 8,818 lb

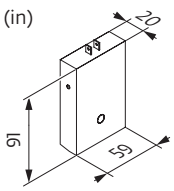

Dimensions and weight

Slewing crane: 262 ft - - 100 LVF

x 14

x 10

Slewing crane part		L (ft)	W (ft)	H (ft)	lb (+/- 5%)
Counter-jib	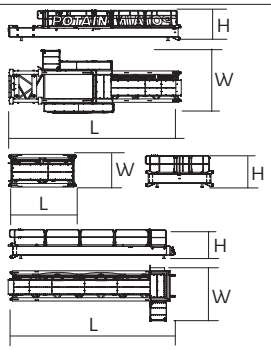	38.4	13.5	6.4	14,308
		13.8	6.6	6.4	4,365
		36.2	11.7	6.8	10,858
Cathead	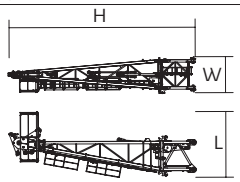	11.6	6.5	32.3	18,221
Cab	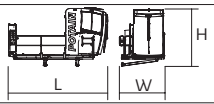 Ultra View	16.4	8.2	9.1	4,134
Towerhead	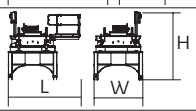 8 ft	12.1	9.5	12.7	24,670
Hoisting winch (+ rope)	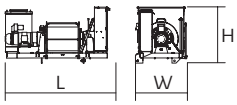 100 LVF 132 HPL™ 180 HPL™ GH	11.2 12.4 15.8	5.2 6.1 6.3	5.7 6.2 6.5	9,016 11,387 19,279
Jib section	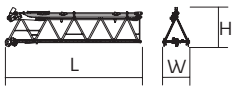 ① ② 10 DVF ③ ④ ⑤ ⑧	34 33.9 33.6 33.6 33.6 33.5	6.2 6.2 6.2 6.2 6.2 6.2	8.3 7.7 7.9 7.6 7.6 6.6	11,188 10,439 6,625 6,096 6,250 3,064
Jib section	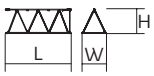 ⑥ ⑦ ⑨ ⑩	17.5 17.2 17 16.7	6.2 6.2 6.2 6.2	7.4 6.7 6.5 6.5	3,792 2,381 1,213 1,102
Trolley	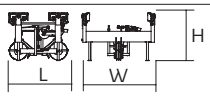 27.6 USt	5.9	7.4	4.7	1,676
Pulley block	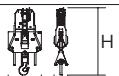 27.6 USt	3.9	1.4	7.8	1,874
Trolley	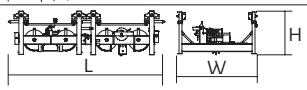 27.6 USt	13.5	7.2	3.8	2,635
Pulley block	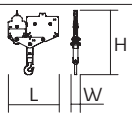 27.6 USt	6	1.1	7.7	1,995

Crane Tower			L (ft)	W (ft)	H (ft)	lb (+/- 5%)
Telescopic cage T 851	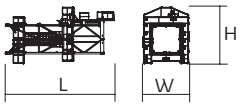	⊘8 ft	36.7	15.9	19	34,723
K 84/K 84-2 Telescoping mast	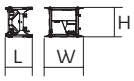	⊘8 ft	7.3	10.6	8.2	6,724
KMT 849A KR 849A KRMT 849A KRMT 849C	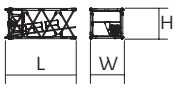	⊘8 ft	17.2 17.2 17.2 11.7	8.4 8.3 8.4 8.4	8.3 8.2 8.3 8.3	6,945 9,458 9,017 7,066
Fixing angles	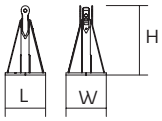	P 802B	2.5	2.5	4.2	1,025
1/2 Cross girder	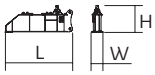	ZY 800	18.6	3.2	6.3	10,406
Cross girder		ZY 800	39.2	4.6	6.3	22,212

Mechanisms

480 V - 60 Hz													hp	kW	
	100 LVF 63 Optima	fpm	98	126	172	226	256	49	64	89	116	128	100	75	2,382 ft
		USt	13.8	10.4	6.9	3.4	2.4	27.6	20.7	13.8	6.9	6			
	132 HPL™ 63	fpm	133	172	243	363	502	67	87	125	185	251	132	98	2,815 ft
		USt	13.8	10.4	6.9	3.4	1.1	27.6	20.7	13.8	6.9	2.9			
	180 HPL™ 63 GH	fpm	179	220	289	438	640	90	112	149	238	320	180	132	3,937 ft
		USt	13.8	10.4	6.9	3.4	0.9	27.6	20.7	13.8	6.9	3.3			
	10 DVF 10 Optima	fpm	0 → 217 (27.6 USt) 0 → 262 (22 USt) 0→ 328 (13.8 USt) 0 → 361 (6.9 USt)										10	7.4	
	RVF 173 Optima+	rpm	0 → 0.9										3 x 10	3 x 7.5	

IEC 60204-32	kVA	
480 V (+6% -10%) 60 Hz	100 LVF: 117 → 77 kVA 132 HPL™ : 142 → 90 kVA 180 HPL™ GH : 181 → 109 kVA	

100 LVF 63 Optima

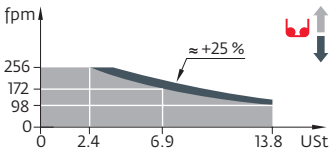

These mast combinations meet the EN 14439 and ASME B30.3-2016 specifications for "out of service" wind conditions, provided the illustrated wind speed matches required design wind speed for the location of the tower crane. The "out of service" design wind speed was determined in accordance with ASCE 7-10, Figure 26.5-1A. The wind velocity, used for this configuration was 98 mph (158 kph), which represents a nominal design 3-second wind gust at 33 ft (10 m) above ground for Exposure B category. A factor of 0.85 was applied to the 700-year ultimate design wind speed of 115 mph (185 kph), per ASCE 37-02, with the assumption that this crane is considered a temporary structure used during a construction period of 2 years or less.

- Standard equipment
- Options
- Potain Plus function: Plus load curves
- Hook heights with Plus load curves
- Reactions in service
- Reactions out of service
- Total ballast weight
- Jib weight
- Lorry 44 ft
- Container High Cube 40 ft, and/or Flat Rack 20 ft
- Hoisting
- Trolleying
- Slewing
- Travelling
- Required power
- Power Control Function: winch speeds adapted to the available power
- Consult us

This commercial document is not legally binding. For any technical information, please refer to the corresponding instructions.

© 2022 The Manitowoc Company, Inc.
www.manitowoc.com