POTAIN®

MDT 269 J12

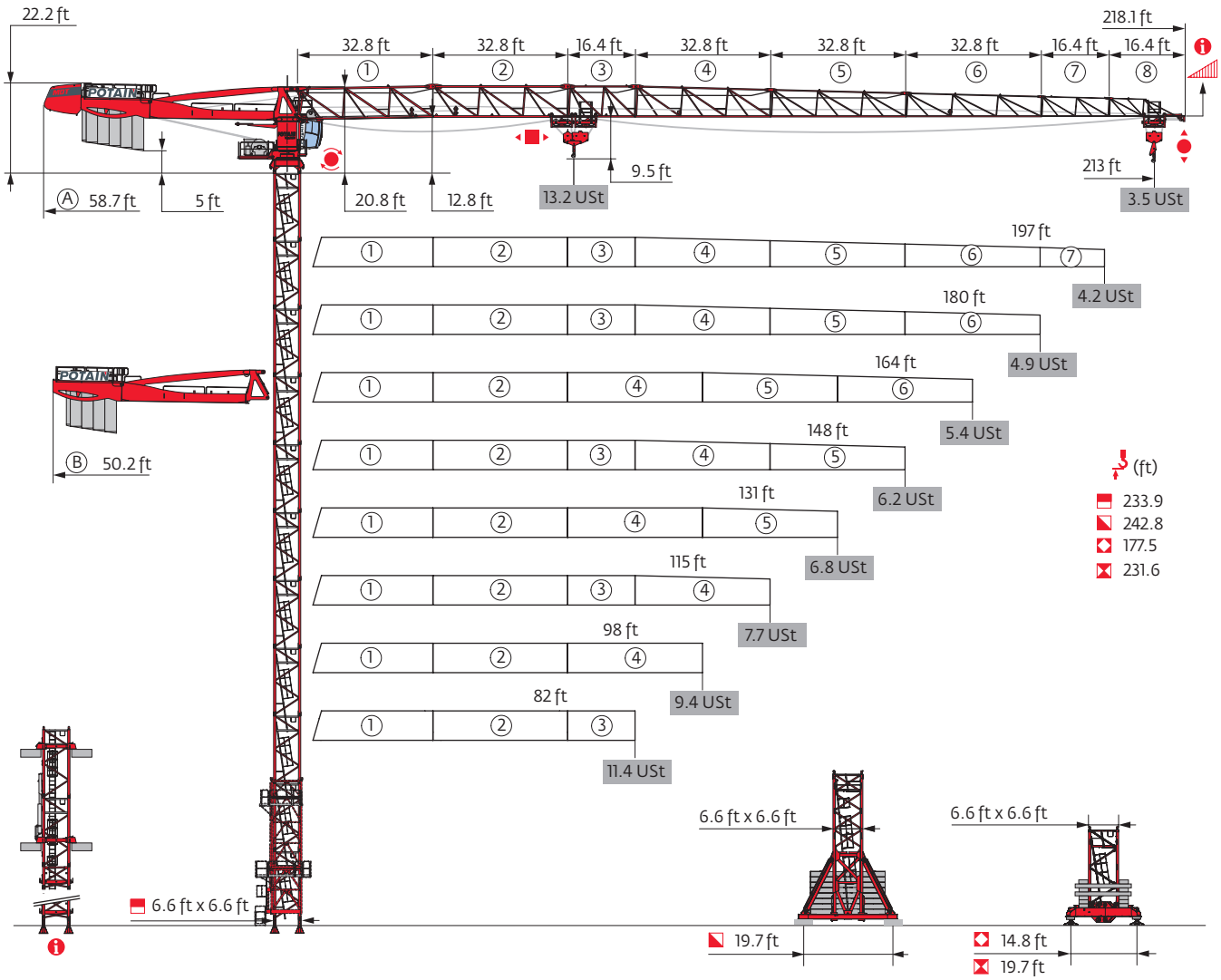

Potain Plus

Power Control

Top Site

Top Tracing 3

ASCE 7-10

Values have been rounded.

Mast - Reactions

6.6 ft - P 602B									
(ft)	82	98	115	131	148	164	180	197	213
(ft)	233.9	233.9	233.9	233.9	228.7	228.7	217.5	217.5	217.5
/P+ (ft)	233.9	233.9	233.9	233.9	228.7	228.7	217.5	217.5	217.5
10.9 ft	0	0	0	0	1	1	0	0	0
16.4 ft	14	14	14	14	13	13	13	13	13
F2 (USt) ●	206	203	207	204	199	200	199	201	202
F2 (USt) ■	335	334	340	337	330	331	299	298	305
F3 (USt) ●	148	145	147	143	138	138	137	137	139
F3 (USt) ■	284	283	286	283	275	276	243	241	248

6.6 ft - V 60A -									
(ft)	82	98	115	131	148	164	180	197	213
(ft)	215.2	215.2	215.2	215.2	215.2	215.2	220.8	215.2	215.2
/P+ (ft)	215.2	215.2	215.2	215.2	215.2	215.2	220.8	215.2	215.2
10.9 ft	0	0	0	0	0	0	2	0	0
16.4 ft	12	12	12	12	12	12	11	12	12
F1 (USt) ●	114	113	115	114	115	115	121	116	120
F1 (USt) ■	147	146	149	147	150	151	158	148	153

6.6 ft - V 63A -									
(ft)	82	98	115	131	148	164	180	197	213
(ft)	237.2	237.2	237.2	242.8	237.2	237.2	231.6	231.6	231.6
/P+ (ft)	237.2	237.2	237.2	242.8	237.2	237.2	231.6	231.6	231.6
10.9 ft	2	2	2	1	2	2	0	0	0
16.4 ft	11	11	11	12	11	11	12	12	12
F1 (USt) ●	135	134	136	137	136	136	131	132	133
F1 (USt) ■	184	183	187	193	189	189	177	176	180

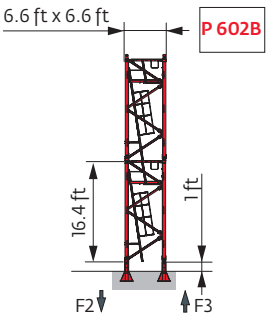

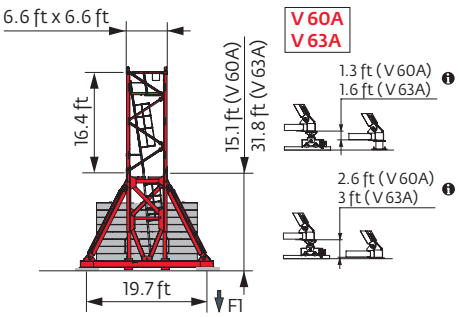

6.6 ft - ZD 463 -									
(ft)	82	98	115	131	148	164	180	197	213
(ft)	171.9	177.5	171.9	177.5	171.9	171.9	166.3	166.3	166.3
/P+ (ft)	171.9	171.9	171.9	177.5	171.9	171.9	161.1	161.1	161.1
10.9 ft	0	2	0	2	0	0	1	1	1
16.4 ft	10	9	10	9	10	10	9	9	9
F1 (USt) ●	113	115	114	115	111	111	115	115	116
F1 (USt) ■	125	134	127	134	128	129	120	119	124

6.6 ft - ZX 6830 -									
(ft)	82	98	115	131	148	164	180	197	213
(ft)	231.6	231.6	226	226	226	226	215.2	209.6	209.6
/P+ (ft)	231.6	231.6	226	226	226	226	215.2	209.6	209.6
10.9 ft	1	1	2	2	2	2	1	2	2
16.4 ft	13	13	12	12	12	12	12	11	11
F1 (USt) ●	128	128	125	121	125	125	117	113	113
F1 (USt) ■	172	171	166	164	168	169	149	141	145

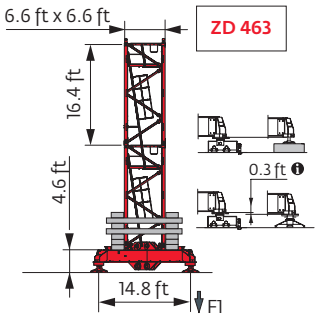

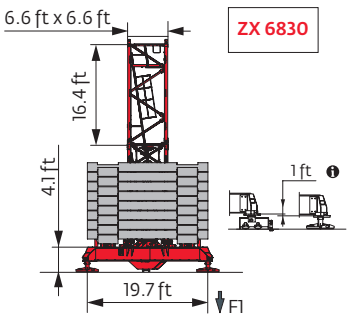

Note: When "ASCE" is noted in this data sheet it is referring to 115 mph Wind Zone, Exposure B, Design Wind Speed = 98 mph.
See back cover for design wind speed calculations.

Motorized accesses: adapted mast compositions, base ballast and reactions.

Anchorages

Base ballast

(USt) / 6.6 ft - V 60A -

(ft)	82	98	115	131	148	164	180	197	213
220.8							145.5		
215.2	145.5	145.5	145.5	145.5	145.5	145.5	132.3	132.3	145.5
198.8	119.1	119.1	119.1	105.8	105.8	119.1	105.8	105.8	105.8
182.4	92.6	92.6	92.6	79.4	79.4	79.4	92.6	92.6	92.6
166	79.4	79.4	79.4	66.1	66.1	66.1	79.4	79.4	79.4
149.6	66.1	66.1	66.1	52.9	52.9	52.9	66.1	66.1	66.1
133.2	52.9	52.9	52.9	52.9	39.7	39.7	52.9	52.9	52.9
116.8	52.9	52.9	52.9	52.9	39.7	39.7	39.7	39.7	39.7
100.4	52.9	52.9	52.9	52.9	39.7	39.7	39.7	26.5	26.5
84	52.9	52.9	52.9	52.9	39.7	39.7	39.7	26.5	26.5
67.6	52.9	52.9	52.9	52.9	39.7	39.7	39.7	26.5	26.5

(USt) / 6.6 ft - V 63A -

(ft)	82	98	115	131	148	164	180	197	213
242.8				198.4					
237.2	198.4	198.4	198.4	198.4	198.4	198.4			
231.6	185.2	185.2	185.2	185.2	185.2	185.2	172	172	172
215.2	145.5	145.5	145.5	145.5	145.5	145.5	145.5	132.3	145.5
198.8	119.1	119.1	119.1	119.1	119.1	119.1	105.8	119.1	119.1
182.4	92.6	92.6	92.6	92.6	92.6	92.6	92.6	92.6	92.6
166	79.4	79.4	79.4	66.1	66.1	66.1	79.4	79.4	79.4
149.6	66.1	66.1	66.1	52.9	52.9	52.9	66.1	66.1	66.1
133.2	52.9	52.9	52.9	39.7	39.7	39.7	52.9	52.9	52.9
116.8	39.7	39.7	39.7	39.7	39.7	39.7	39.7	39.7	39.7
100.4	39.7	39.7	39.7	39.7	39.7	39.7	39.7	26.5	26.5
84	39.7	39.7	39.7	39.7	39.7	39.7	39.7	26.5	26.5
67.6	39.7	39.7	39.7	39.7	39.7	39.7	39.7	26.5	26.5

(USt) / 6.6 ft - ZD 463 -

(ft)	82	98	115	131	148	164	180	197	213
177.5		137.8		132.3					
171.9	132.3	126.8	132.3	126.8	121.3	121.3			
166.3	126.8	121.3	126.8	121.3	115.7	115.7	132.3	132.3	132.3
149.9	104.7	104.7	104.7	99.2	93.7	93.7	110.2	110.2	110.2
133.5	88.2	88.2	82.7	82.7	82.7	82.7	88.2	93.7	88.2
117.1	88.2	88.2	82.7	82.7	82.7	82.7	77.2	71.7	71.7
100.7	88.2	88.2	82.7	82.7	82.7	82.7	77.2	66.1	60.6
84.3	88.2	88.2	82.7	82.7	82.7	82.7	77.2	66.1	60.6
67.9	88.2	88.2	82.7	82.7	82.7	82.7	77.2	66.1	60.6

(USt) / 6.6 ft - ZX 6830 -

(ft)	82	98	115	131	148	164	180	197	213
231.6	177.5	177.5							
226	166.5	166.5	166.5	155.4	166.5	166.5			
215.2	144.4	144.4	144.4	133.4	144.4	144.4	133.4		
209.6	133.4	133.4	133.4	122.4	133.4	133.4	122.4	122.4	122.4
193.2	100.3	100.3	100.3	89.3	100.3	100.3	100.3	100.3	100.3
176.8	78.3	78.3	78.3	78.3	67.2	67.2	78.3	89.3	89.3
160.4	67.2	67.2	67.2	56.2	56.2	56.2	67.2	67.2	67.2
144	56.2	45.2	45.2	45.2	45.2	45.2	56.2	56.2	56.2
127.6	45.2	45.2	45.2	45.2	45.2	45.2	34.2	34.2	34.2
111.2	45.2	45.2	45.2	45.2	45.2	45.2	34.2	23.2	23.2
94.8	45.2	45.2	45.2	45.2	45.2	45.2	34.2	23.2	23.2
78.4	45.2	45.2	45.2	45.2	45.2	45.2	34.2	23.2	23.2
62	45.2	45.2	45.2	45.2	45.2	45.2	34.2	23.2	23.2

Load curves

(ft)			56	66	72	82	89	98	105	115	121	131	138	148	154	164	171	180	187	197	203	213	ft
	13.2 USt	6.6 USt																					
213	10 → 62	114 - 122	13.2	12.5	11.2	9.8	8.9	7.9	7.3	6.6	6.6	6.1	5.7	5.2	4.9	4.6	4.3	4	3.8	3.6	3.4	3.2	USt
	10 → 66	118 - 126	13.2	13.2	12	10.4	9.4	8.3	7.7	6.9	6.6	6.4	6	5.5	5.2	4.8	4.6	4.3	4.1	3.9	3.7	3.5	USt P+
197	10 → 66	122 - 129	13.2	13.2	12.1	10.5	9.6	8.5	7.9	7.1	6.7	6.5	6.1	5.6	5.3	4.9	4.6	4.3	4.1	3.9	USt		
	10 → 70	126 - 135	13.2	13.2	12.7	11.1	10.1	9	8.2	7.4	6.9	6.6	6.4	5.9	5.6	5.2	4.9	4.6	4.4	4.2	USt P+		
180	10 → 66	121 - 131	13.2	13.2	11.9	10.3	9.5	8.4	7.8	7	6.6	6.6	6.2	5.8	5.5	5.1	4.9	4.6	USt				
	10 → 69	130 - 141	13.2	13.2	12.6	11.1	10.2	9.1	8.4	7.6	7.2	6.6	6.6	6.2	5.9	5.5	5.3	4.9	USt P+				
164	10 → 66	118 - 127	13.2	13.2	11.8	10.2	9.3	8.2	7.6	6.8	6.6	6.4	6	5.6	5.3	4.9	USt						
	10 → 68	127 - 138	13.2	13.2	12.4	10.8	9.9	8.8	8.2	7.4	7	6.6	6.6	6.1	5.8	5.4	USt P+						
148	10 → 66	119 - 128	13.2	13.2	11.9	10.2	9.4	8.3	7.6	6.9	6.6	6.4	6.1	5.6	USt								
	10 → 69	128 - 138	13.2	13.2	12.5	10.9	10	8.9	8.3	7.5	7	6.6	6.6	6.2	USt P+								
131	10 → 68	125 - 131	13.2	13.2	12.3	10.7	9.8	8.7	8.1	7.3	6.9	6.6	USt										
	10 → 71		13.2	13.2	13.1	11.4	10.5	9.3	8.7	7.9	7.4	6.8	USt P+										
115	10 → 66		13.2	13.2	12	10.4	9.5	8.5	7.9	7.1	USt												
	10 → 69		13.2	13.2	12.7	11.1	10.2	9.1	8.5	7.7	USt P+												
98	10 → 68		13.2	13.2	12.4	10.8	9.9	8.8	USt														
	10 → 72		13.2	13.2	13.1	11.5	10.5	9.4	USt P+														
82	10 → 67		13.2	13.2	12.3	10.7	USt																
	10 → 71		13.2	13.2	13	11.3	USt P+																

= - 0.58 USt max.

(ft)			56	66	72	82	89	98	105	115	121	131	138	148	154	164	171	180	187	197	203	213	ft
	13.2 USt	6.6 USt																					
213	8 → 62	115 - 116	13.2	12.5	11.3	9.8	9	8	7.4	6.6	6.3	5.7	5.3	4.9	4.6	4.2	4	3.7	3.5	3.2	3.1	2.85	USt
	8 → 66	120 - 120	13.2	13.2	12.1	10.5	9.5	8.4	7.8	7	6.5	6	5.6	5.2	4.9	4.5	4.2	3.9	3.7	3.5	3.3	3.1	USt P+
197	8 → 67	123 - 123	13.2	13.2	12.1	10.5	9.7	8.6	8	7.2	6.7	6.2	5.8	5.3	5	4.6	4.3	4	3.8	3.6	USt		
	8 → 70	127 - 128	13.2	13.2	12.8	11.1	10.2	9	8.3	7.5	7	6.4	6.1	5.6	5.3	4.9	4.6	4.3	4.1	3.8	USt P+		
180	8 → 66	122 - 125	13.2	13.2	12	10.4	9.5	8.5	7.9	7.1	6.7	6.2	5.9	5.4	5.2	4.8	4.6	4.2	USt				
	8 → 70	131 - 133	13.2	13.2	12.7	11.1	10.3	9.1	8.5	7.7	7.2	6.6	6.4	5.9	5.6	5.2	4.9	4.6	USt P+				
164	8 → 66	119 - 121	13.2	13.2	11.9	10.3	9.4	8.3	7.7	6.9	6.6	6	5.7	5.2	5	4.6	USt						
	8 → 68	128 - 130	13.2	13.2	12.5	10.9	10	8.9	8.3	7.5	7	6.6	6.2	5.7	5.5	5.1	USt P+						
148	8 → 66	120 - 122	13.2	13.2	11.9	10.3	9.4	8.3	7.7	6.9	6.6	6.1	5.8	5.3	USt								
	8 → 69	129 - 132	13.2	13.2	12.6	11	10.1	9	8.4	7.6	7.1	6.6	6.3	5.8	USt P+								
131	8 → 68	126 - 129	13.2	13.2	12.4	10.8	9.9	8.8	8.2	7.4	6.9	6.5	USt										
	8 → 72		13.2	13.2	13.1	11.5	10.5	9.4	8.8	7.9	7.5	6.8	USt P+										
115	8 → 66		13.2	13.2	12	10.5	9.6	8.5	7.9	7.1	USt												
	8 → 70		13.2	13.2	12.7	11.2	10.3	9.2	8.5	7.7	USt P+												
98	8 → 68		13.2	13.2	12.5	10.9	10	8.9	USt														
	8 → 72		13.2	13.2	13.2	11.5	10.6	9.4	USt P+														
82	8 → 68		13.2	13.2	12.3	10.7	USt																
	8 → 71		13.2	13.2	13.1	11.4	USt P+																

= - 0.19 USt max.

Jib weight & counter-jib ballast

	(lb) (+/- 5%)								
				10,141 lb	3,373 lb	(lb)	6,768 lb	3,373 lb	(lb)
213 ft	27,448	26,764	27,613	5	1	54,079	7	2	54,123
197 ft	26,830	26,169	26,963	5	1	54,079	7	2	54,123
180 ft	26,147	25,485	26,279	5	0	50,706	7	1	50,750
164 ft	24,052	23,391	24,185	4	1	43,938	6	1	43,982
148 ft	24,339	23,678	24,471	4	1	43,938	6	1	43,982
131 ft	22,245	21,583	22,377	4	0	40,565	6	0	40,609
115 ft	21,914	21,253	22,046	3	2	37,170	5	1	37,214
98 ft	20,084	19,423	20,216	3	1	33,797	5	0	33,841
82 ft	19,004	18,342	19,136	3	0	30,424	4	1	30,446

CBS - 10,141 lb

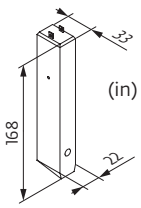

CBU - 6,768 lb

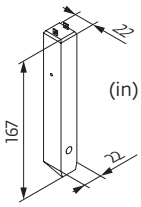

CBY - 3,373 lb

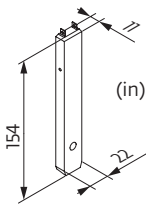

Dimensions and weight

Slewing crane part: 213 ft - - 50 LVF

x 6

x 5

Slewing crane part			L (ft)	W (ft)	H (ft)	lb (+/- 5%)
Counter-jib	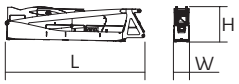	Ⓐ Ⓑ	36.1 36.1	3.8 3.8	8.1 8.1	19,213 18,629
Cab mast + cab		Ultra View	16.1	7.3	8.2	11,684
Towerhead + Hoisting winch (+ rope)	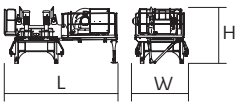	6.6 ft 50 LVF	16.9	8.2	9.1	18,684
Towerhead	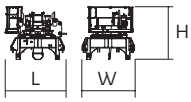	6.6 ft	9.3	8.1	8.1	11,684
Hoisting winch (+ rope)	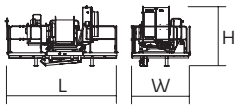	90 HPL™	14	7.5	7.6	9,921
Jib section		① 6 DVF	35.5	5.6	8.9	7,760
Jib section	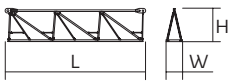	② ④ ⑤ ⑥	33.8 33.5 33.6 33.4	3.9 3.9 3.9 3.9	7.9 7.8 6.9 6	5,335 3,439 2,723 1,753
jib section	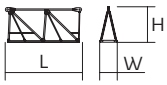	③ ⑦ ⑧	17.3 16.7 16.7	3.9 3.9 3.9	7.8 5 4.6	2,116 683 485
Trolley	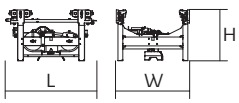	13.2 USt	6.1	5	3.4	882
Pulley block	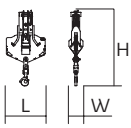	13.2 USt	3.9	1.4	7.6	1,003
Trolley	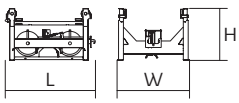	13.2 USt	5.2	5	3.2	463
Trolley	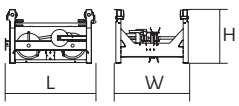	13.2 USt 6.6 USt	5.6 6.1	5 5	3.4 3.2	540 520
Trolley	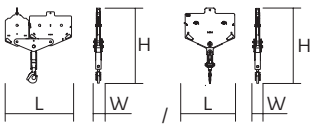	13.2 USt 6.6 USt	5.4 3.6	0.7 0.9	5.8 5.3	992 584

Crane tower			L (ft)	W (ft)	H (ft)	lb (+/- 5%)
Telescopic cage T 61	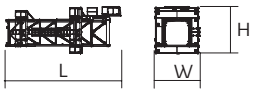	⊠6.6 ft	35.5	13.6	14.7	21,385
K 649B KM 649E	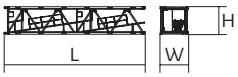	⊠6.6 ft	33.6 33.8	6.8 6.7	6.7 6.7	11,663 10,692
KR 649A KRMT 649A K 649A KMT 649A	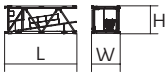	⊠6.6 ft	17.2 17.2 17.2 17.2	6.9 6.9 6.8 6.8	6.8 6.8 6.7 6.7	7,165 6,724 6,184 5,666
K 649C KMT 649C KRMT 649C	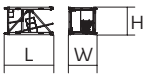	⊠6.6 ft	11.7 11.7 11.7	6.8 6.8 6.9	6.7 6.7 6.8	4,376 4,542 5,401
Fixing angles	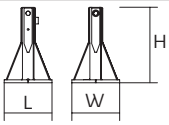	P 602B	2.1	2.1	4.2	761
Basic mast unit	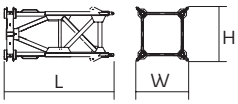	V 60A V 63A	16.4 32.9	7.9 7.9	7.9 7.9	10,494 16,887
Struts	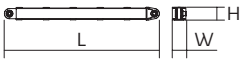	V 60A V 63A	14.8 14.8	1 1.1	1 1.1	1,036 1,235
Half-bearer	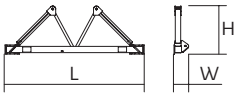	V 60A V 63A	22 22	2.3 2.3	7.6 7.6	4,057 4,101
Cross girder	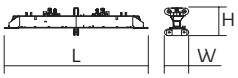	ZD 463	25.1	3.8	4.5	7,904
1/2 Cross girder	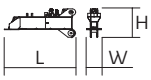	ZD 463	11.2	2.3	4.4	3,649
Cross girder	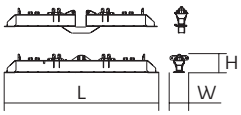	ZX 6830	29.9 29.9	2.5 3.7	4.9 3.6	12,004 11,607

Mechanisms

480 V - 60 Hz											hp	kW	
	50 LVF 30 Optima	fpm	105	135	185	267	54	71	97	135	50	37	1,106 ft
		USt	6.6	5	3.3	1.1	13.2	9.9	6.6	2.5			
	90 HPL™ 30	fpm	176	228	326	469	723	90	120	172	244	361	90	66	2,772 ft
		USt	6.6	5	3.3	1.7	0.2	13.2	9.9	6.6	3.3	0.9			
	6 DVF 4 Optima	fpm	0 → 164 (13.2 USt) 0 → 328 (6.6 USt) 0 → 394 (3.3 USt)								5.5	4	
	RVF 162 Optima+	rpm	0 → 0.9								2 x 7.5	2 x 5.5	

IEC 60204-32	kVA	
480 V (+6% -10%) 60 Hz	50 LVF: 58 → 38 kVA 90 HPL™: 90 → 54 kVA	

50 LVF 30 Optima

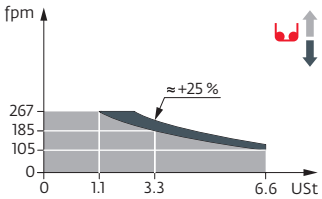

These mast combinations meet the EN 14439 and ASME B30.3-2016 specifications for "out of service" wind conditions, provided the illustrated wind speed matches required design wind speed for the location of the tower crane. The "out of service" design wind speed was determined in accordance with ASCE 7-10, Figure 26.5-1A. The wind velocity, used for this configuration was 98 mph (158 kph), which represents a nominal design 3-second wind gust at 33 ft (10 m) above ground for Exposure B category. A factor of 0.85 was applied to the 700-year ultimate design wind speed of 115 mph (185 kph), per ASCE 37-02, with the assumption that this crane is considered a temporary structure used during a construction period of 2 years or less.

- Jib elevation
- Standard equipment
- Options
- Potain Plus function: Plus load curves
- Hook heights with Plus load curves
- Reactions in service
- Reactions out of service
- Total ballast weight
- Jib weight
- Lorry 44 ft
- Container High Cube 40 ft, and/or Flat Rack 20 ft
- Hoisting
- Trolleying
- Slewing
- Travelling
- Required power
- Power Control Function: winch speeds adapted to the available power
- Consult us

This commercial document is not legally binding. For any technical information, please refer to the corresponding instructions.

© 2022 The Manitowoc Company, Inc.
www.manitowoc.com