POTAIN®

MDT 389 L16

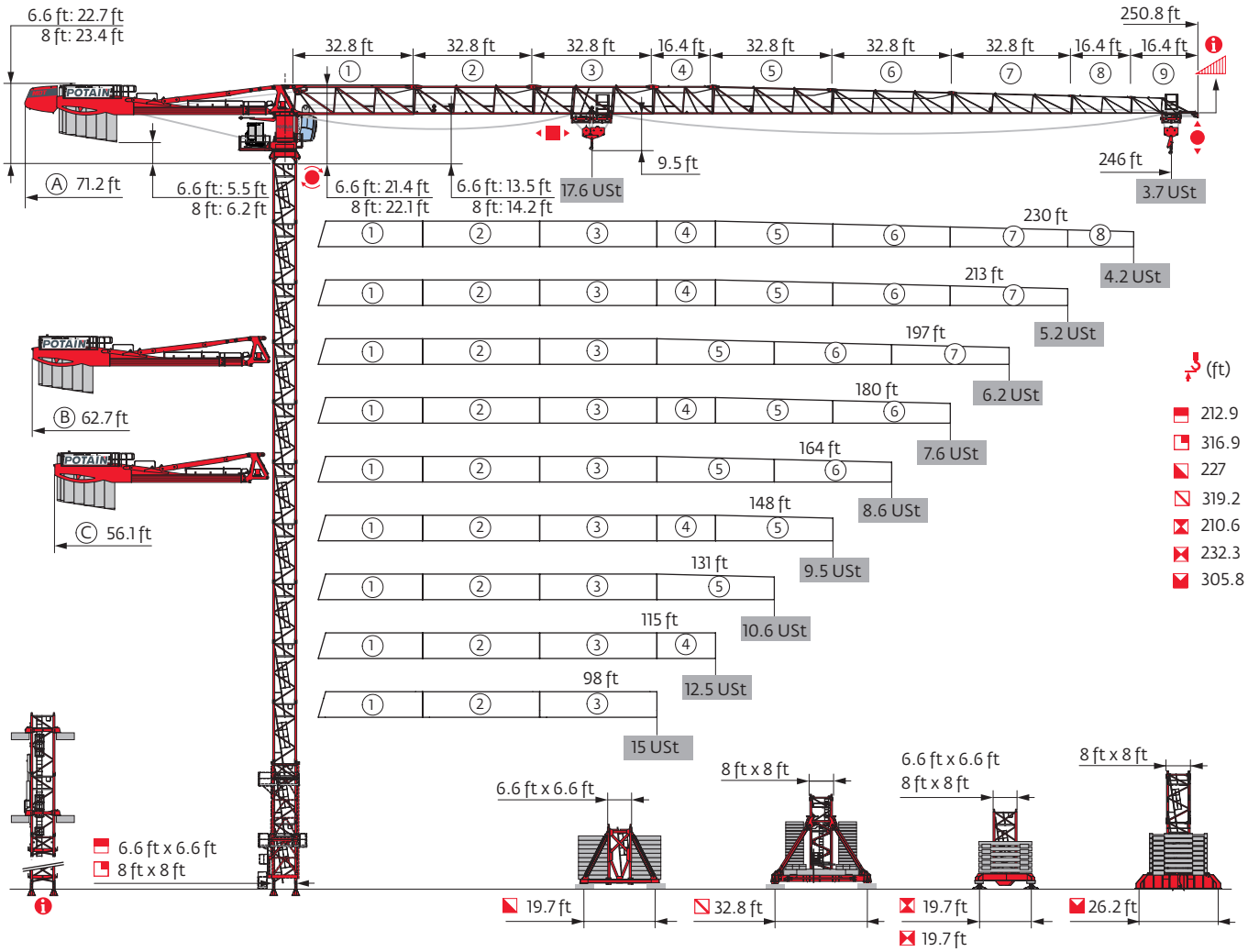

Potain Plus

Power Control

Top Site

Top Tracing 3

ASCE 7-10

Values have been rounded.

Mast - Reactions

6.6 ft - P 602B										
(ft)	98	115	131	148	164	180	197	213	230	246
(ft)	212.9	212.9	212.9	212.9	212.9	212.9	212.9	196.5	202.1	202.1
/P+ (ft)	202.1	196.5	202.1	202.1	202.1	202.1	202.1	196.5	202.1	202.1
10.9 ft	1	1	1	1	1	1	1	1	0	0
16.4 ft	12	12	12	12	12	12	12	11	12	12
F2 (USt) ●	224	225	223	221	223	221	223	222	229	231
F2 (USt) ■	259	263	263	259	266	268	272	240	262	270
F3 (USt) ●	153	153	150	146	147	145	147	146	151	154
F3 (USt) ■	196	199	198	192	200	200	204	172	194	201

6.6 ft - V 63A -										
(ft)	98	115	131	148	164	180	197	213	230	246
(ft)	216.2	216.2	216.2	227	227	227	221.8	216.2	216.2	216.2
/P+ (ft)	199.8	194.2	199.8	199.8	199.8	205.4	199.8	210.6	210.6	205.4
10.9 ft	0	0	0	1	1	1	2	0	0	0
16.4 ft	11	11	11	11	11	11	10	11	11	11
F1 (USt) ●	128	129	129	133	133	133	132	133	133	133
F1 (USt) ■	133	135	135	148	153	153	148	144	150	155

8 ft - P 802B										
(ft)	98	115	131	148	164	180	197	213	230	246
(ft)	267.7	267.7	267.7	262.1	262.1	262.1	262.1	251.3	251.3	251.3
/P+ (ft)	267.7	267.7	267.7	262.1	262.1	262.1	262.1	251.3	251.3	251.3
10.9 ft	0	0	0	1	1	1	1	0	0	0
16.4 ft	16	16	16	15	15	15	15	15	15	15
F2 (USt) ●	249	251	249	244	245	242	243	240	242	244
F2 (USt) ■	399	403	403	388	394	396	399	371	379	385
F3 (USt) ●	165	165	163	156	157	154	155	152	153	155
F3 (USt) ■	324	326	325	309	315	316	319	291	299	306

6.6 ft - V 60A -										
(ft)	98	115	131	148	164	180	197	213	230	246
(ft)	216.2	216.2	216.2	216.2	216.2	216.2	216.2	205	205	205
/P+ (ft)	199.8	194.2	199.8	199.8	199.8	205	199.8	205	205	205
10.9 ft	0	0	0	0	0	0	0	2	2	2
16.4 ft	12	12	12	12	12	12	12	10	10	10
F1 (USt) ●	128	129	125	125	125	125	126	128	128	129
F1 (USt) ■	130	132	132	129	133	134	136	127	133	138

6.6 ft - ZX 6830 -										
(ft)	98	115	131	148	164	180	197	213	230	246
(ft)	210.6	210.6	210.6	205	205	210.6	210.6	194.2	194.2	194.2
/P+ (ft)	199.5	194.2	199.5	199.5	205	205	205	194.2	194.2	194.2
10.9 ft	2	2	2	0	0	2	2	2	2	2
16.4 ft	11	11	11	12	12	11	11	10	10	10
F1 (USt) ●	124	122	122	120	124	122	123	120	120	121
F1 (USt) ■	123	124	124	117	121	126	129	115	118	122

8 ft - P 854A										
(ft)	98	115	131	148	164	180	197	213	230	246
(ft)	316.9	316.9	316.9	316.9	316.9	316.9	316.9	316.9	311.4	305.8
/P+ (ft)	316.9	316.9	316.9	316.9	316.9	316.9	316.9	316.9	311.4	305.8
10.9 ft	0	0	0	0	0	0	0	0	1	2
16.4 ft	19	19	19	19	19	19	19	19	18	17
F2 (USt) ●	308	309	307	306	307	304	305	317	312	310
F2 (USt) ■	576	580	580	577	584	585	588	598	589	582
F3 (USt) ●	210	210	207	205	206	203	204	213	210	208
F3 (USt) ■	488	490	489	485	491	492	496	504	496	488

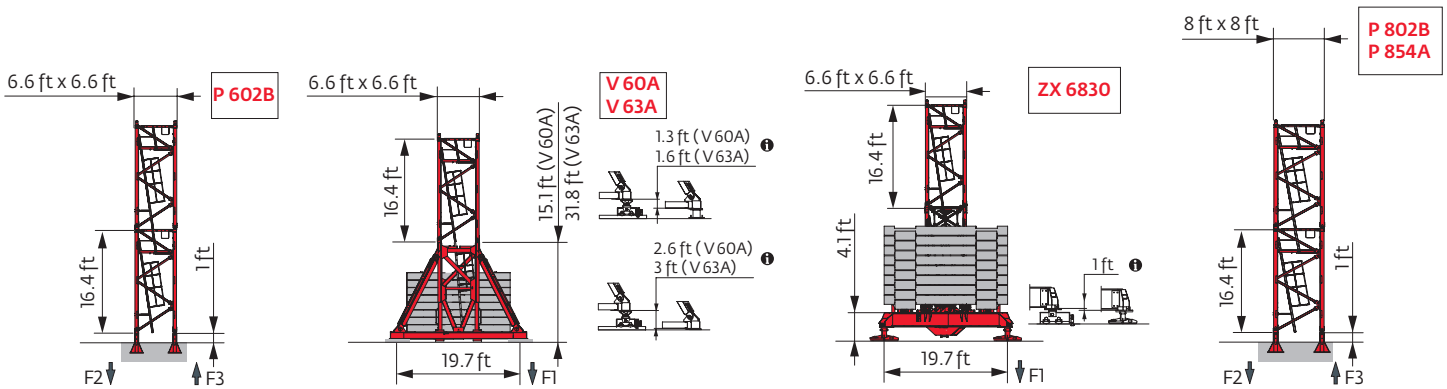

8 ft - JM 850 -										
(ft)	98	115	131	148	164	180	197	213	230	246
(ft)	319.2	319.2	319.2	319.2	319.2	319.2	319.2	319.2	319.2	314
/P+ (ft)	319.2	319.2	319.2	319.2	319.2	319.2	319.2	319.2	319.2	314
10.9 ft	2	2	2	2	2	2	2	2	2	0
16.4 ft	16	16	16	16	16	16	16	16	16	17
F1 (USt) ●	161	162	162	160	160	159	163	165	166	158
F1 (USt) ■	239	241	241	239	242	243	244	247	251	233

8 ft - ZX 6830 -										
(ft)	98	115	131	148	164	180	197	213	230	246
(ft)	232.3	232.3	232.3	232.3	232.3	232.3	227	227	221.5	221.5
/P+ (ft)	232.3	232.3	232.3	232.3	232.3	232.3	227	227	221.5	221.5
10.9 ft	1	1	1	1	1	1	2	2	0	0
16.4 ft	13	13	13	13	13	13	12	12	13	13
F1 (USt) ●	149	150	150	147	151	150	146	149	146	147
F1 (USt) ■	188	190	190	186	191	192	186	191	183	188

8 ft - ZY 800 -										
(ft)	98	115	131	148	164	180	197	213	230	246
(ft)	255.6	255.6	255.6	255.6	255.6	255.6	255.6	244.8	244.8	244.8
/P+ (ft)	255.6	255.6	255.6	255.6	255.6	255.6	255.6	244.8	244.8	244.8
10.9 ft	0	0	0	0	0	0	0	2	2	2
16.4 ft	15	15	15	15	15	15	15	13	13	13
F1 (USt) ●	140	144	141	142	142	142	146	139	143	143
F1 (USt) ■	186	187	188	185	191	192	194	185	191	194

8 ft - ZY 854 -										
(ft)	98	115	131	148	164	180	197	213	230	246
(ft)	305.8	305.8	305.8	305.8	305.8	305.8	305.8	305.8	300.2	295
/P+ (ft)	305.8	305.8	305.8	305.8	305.8	305.8	305.8	305.8	300.2	295
10.9 ft	0	0	0	0	0	0	0	0	1	2
16.4 ft	18	18	18	18	18	18	18	18	17	16
F1 (USt) ●	191	192	196	193	197	197	197	202	201	196
F1 (USt) ■	280	283	284	283	287	289	291	297	296	291

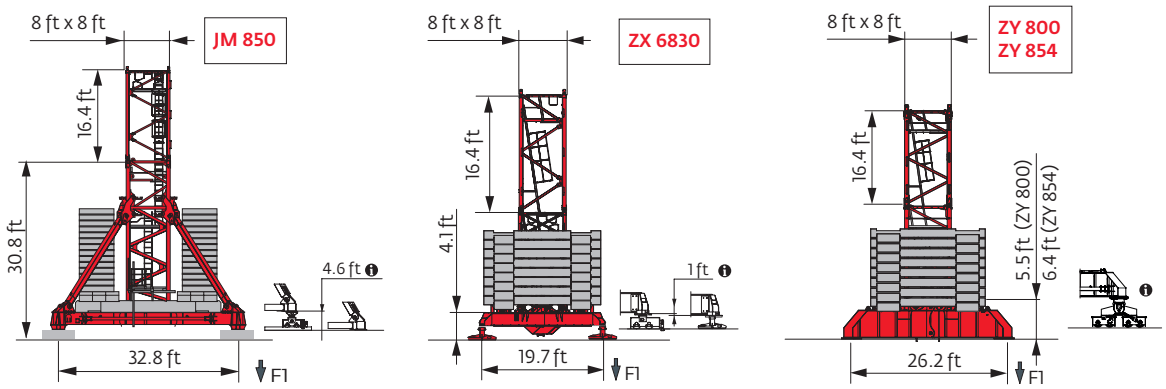

Note: When "ASCE" is noted in this data sheet it is referring to 115 mph Wind Zone, Exposure B, Design Wind Speed = 98 mph.
See back cover for design wind speed calculations.

Motorized accesses: adapted mast compositions, base ballast and reactions.

Anchorages

Base ballast

(USt) / 6.6 ft - V 60A -

(ft)	98	115	131	148	164	180	197	213	230	246
216.2	132.3	132.3	119.1	119.1	119.1	119.1	119.1			
205	119.1	119.1	119.1	119.1	105.8	105.8	105.8	119.1	119.1	119.1
188.6	105.8	105.8	105.8	105.8	105.8	92.6	92.6	105.8	105.8	105.8
172.2	105.8	105.8	105.8	92.6	92.6	92.6	92.6	92.6	79.4	79.4
155.8	105.8	105.8	92.6	92.6	92.6	79.4	79.4	66.1	66.1	66.1
139.4	92.6	92.6	92.6	79.4	79.4	79.4	66.1	66.1	52.9	66.1
123	92.6	92.6	92.6	79.4	79.4	79.4	66.1	52.9	52.9	52.9

(USt) / 6.6 ft - V 63A -

(ft)	98	115	131	148	164	180	197	213	230	246
227				132.3	132.3	132.3				
221.8				132.3	132.3	132.3	132.3			
216.2	132.3	132.3	132.3	119.1	119.1	119.1	119.1	132.3	132.3	132.3
199.8	119.1	119.1	119.1	105.8	105.8	105.8	105.8	119.1	119.1	119.1
183.4	105.8	105.8	105.8	105.8	105.8	92.6	92.6	105.8	92.6	92.6
167	105.8	105.8	105.8	92.6	92.6	92.6	92.6	79.4	79.4	79.4
150.6	92.6	92.6	92.6	79.4	79.4	79.4	79.4	66.1	66.1	66.1
134.2	92.6	92.6	79.4	79.4	79.4	66.1	66.1	52.9	52.9	66.1
117.8	92.6	92.6	79.4	79.4	79.4	66.1	66.1	52.9	52.9	52.9

(USt) / 6.6 ft - ZX 6830 -

(ft)	98	115	131	148	164	180	197	213	230	246
210.6	122.4	111.3	111.3			111.3	111.3			
205	111.3	111.3	111.3	111.3	111.3	100.3	100.3			
194.2	111.3	111.3	100.3	100.3	100.3	89.3	89.3	100.3	100.3	100.3
177.8	100.3	100.3	100.3	100.3	89.3	89.3	89.3	89.3	89.3	89.3
161.4	100.3	100.3	89.3	89.3	89.3	78.3	78.3	67.2	67.2	67.2
145	89.3	89.3	89.3	78.3	78.3	78.3	67.2	56.2	56.2	56.2
128.6	89.3	89.3	89.3	78.3	78.3	78.3	67.2	56.2	45.2	56.2
112.2	89.3	89.3	89.3	78.3	78.3	78.3	67.2	56.2	45.2	56.2

(USt) / 8 ft - JM 850 -

(ft)	98	115	131	148	164	180	197	213	230	246
319.2	185.2	185.2	185.2	172	172	172	185.2	185.2	185.2	
314	158.7	158.7	145.5	145.5	145.5	145.5	145.5	145.5	158.7	158.7
297.6	132.3	119.1	119.1	119.1	119.1	119.1	119.1	119.1	132.3	132.3
281.2	105.8	92.6	92.6	92.6	92.6	92.6	92.6	92.6	105.8	105.8
264.8	79.4	66.1	66.1	66.1	66.1	66.1	66.1	66.1	79.4	79.4
248.4 ↓	52.9	52.9	52.9	52.9	52.9	52.9	52.9	52.9	52.9	52.9
133.5	52.9	52.9	52.9	52.9	52.9	52.9	52.9	52.9	52.9	52.9

(USt) / 8 ft - ZX 6830 -

(ft)	98	115	131	148	164	180	197	213	230	246
232.3	166.5	166.5	166.5	155.4	166.5	166.5				
227	155.4	155.4	155.4	144.4	155.4	155.4	155.4	155.4		
221.5	144.4	144.4	144.4	133.4	133.4	133.4	144.4	144.4	155.4	155.4
205.1	122.4	122.4	122.4	122.4	111.3	111.3	111.3	122.4	122.4	122.4
188.7	111.3	100.3	100.3	100.3	100.3	100.3	89.3	100.3	100.3	100.3
172.2	89.3	89.3	89.3	78.3	78.3	78.3	78.3	89.3	89.3	78.3
155.8	89.3	89.3	89.3	78.3	78.3	78.3	67.2	67.2	67.2	67.2
139.4	89.3	89.3	89.3	78.3	78.3	78.3	67.2	56.2	45.2	56.2

(USt) / 8 ft - ZY 800 -

(ft)	98	115	131	148	164	180	197	213	230	246
255.6	119.1	132.3	119.1	119.1	119.1	119.1	132.3			
244.8	105.8	105.8	105.8	105.8	105.8	105.8	105.8	105.8	119.1	119.1
228.4	79.4	79.4	79.4	66.1	79.4	79.4	79.4	79.4	79.4	92.6
211.9	66.1	52.9	52.9	52.9	52.9	52.9	52.9	52.9	52.9	66.1
195.5	52.9	39.7	39.7	39.7	39.7	39.7	39.7	39.7	39.7	39.7
179.1	39.7	39.7	26.5	26.5	26.5	26.5	26.5	26.5	26.5	26.5
162.7 ↓	26.5	26.5	26.5	26.5	26.5	13.2	13.2	13.2	13.2	13.2
129.9	26.5	26.5	26.5	26.5	26.5	13.2	13.2	13.2	13.2	13.2

(USt) / 8 ft - ZY 854 -

(ft)	98	115	131	148	164	180	197	213	230	246
305.8	224.9	224.9	238.1	224.9	238.1	238.1	238.1	238.1		
300.2	224.9	224.9	224.9	211.6	224.9	224.9	224.9	224.9	238.1	
295	211.6	211.6	211.6	198.4	211.6	211.6	211.6	211.6	224.9	224.9
278.5	172	172	172	158.7	172	172	172	172	185.2	185.2
262.1	132.3	132.3	132.3	119.1	132.3	132.3	132.3	132.3	145.5	145.5
245.7	105.8	105.8	105.8	92.6	92.6	92.6	92.6	105.8	105.8	119.1
229.3	66.1	66.1	66.1	66.1	66.1	66.1	66.1	66.1	79.4	79.4
212.9	52.9	52.9	39.7	39.7	39.7	39.7	39.7	52.9	52.9	52.9
196.5	39.7	39.7	26.5	26.5	26.5	26.5	26.5	39.7	39.7	39.7
180.1	26.5	26.5	26.5	13.2	13.2	13.2	13.2	26.5	13.2	13.2
163.7	26.5	13.2	13.2	13.2	13.2	13.2	13.2	13.2	13.2	13.2
147.3 ↓	13.2	13.2	13.2	13.2	13.2	13.2	13.2	13.2	13.2	13.2
130.9	13.2	13.2	13.2	13.2	13.2	13.2	13.2	13.2	13.2	13.2

Load curves

(ft)			56	66	82	89	98	105	115	121	131	138	148	154	164	180	187	197	213	220	230	236	246	ft
	17.6 USt	8.8 USt																						
246	11 → 61	112 - 122	17.6	16.4	12.8	11.7	10.3	9.6	8.8	8.8	8.2	7.8	7.1	6.7	6.2	5.4	5.2	4.8	4.3	4.1	3.9	3.7	3.5	USt
	11 → 67	118 - 128	17.6	17.6	14.1	12.9	11.4	10.4	9.2	8.8	8.5	8	7.4	7	6.4	5.7	5.4	5.1	4.6	4.4	4.1	3.9	3.7	USt P+
230	11 → 65	118 - 128	17.6	17.3	13.6	12.5	11	10.2	9.1	8.8	8.5	8	7.3	6.9	6.3	5.5	5.3	4.9	4.4	4.3	4	USt		
	11 → 69	120 - 130	17.6	17.6	14.5	13.3	11.6	10.6	9.3	8.8	8.7	8.1	7.5	7.1	6.5	5.8	5.5	5.2	4.6	4.5	4.2	USt P+		
213	11 → 69	127 - 138	17.6	17.6	14.7	13.4	11.9	11.1	10	9.3	8.8	8.8	8.2	7.7	7.1	6.3	6	5.6	5.1	USt				
	11 → 74	129 - 140	17.6	17.6	15.5	14.1	12.4	11.5	10.3	9.6	8.8	8.8	8.2	7.8	7.3	6.5	6.2	5.8	5.2	USt P+				
197	11 → 74	132 - 143	17.6	17.6	15.6	14.2	12.6	11.7	10.5	9.8	8.9	8.8	8.5	8.1	7.5	6.7	6.4	6.1	USt					
	11 → 79	138 - 148	17.6	17.6	16.8	15.3	13.5	12.4	11.1	10.4	9.4	8.8	8.8	8.4	7.8	6.9	6.6	6.2	USt P+					
180	11 → 74	137 - 148	17.6	17.6	15.9	14.6	13	12	10.9	10.2	9.3	8.8	8.8	8.4	7.9	7.1	USt							
	11 → 80	146 - 157	17.6	17.6	17.1	15.7	13.9	13	11.7	11	10	9.4	8.8	8.8	8.4	7.6	USt P+							
164	11 → 75	137 - 148	17.6	17.6	15.9	14.6	13	12.1	10.9	10.2	9.3	8.8	8.8	8.4	7.9	USt								
	11 → 81	149 - 161	17.6	17.6	17.5	16.1	14.3	13.3	12	11.2	10.3	9.7	8.9	8.8	8.6	USt P+								
148	11 → 78	143 - 148	17.6	17.6	16.7	15.3	13.6	12.7	11.4	10.7	9.8	9.2	8.8	USt										
	11 → 85		17.6	17.6	17.6	16.9	15	13.9	12.6	11.8	10.8	10.2	9.4	USt P+										
131	11 → 77		17.6	17.6	16.4	15	13.3	12.3	11.1	10.4	9.5	USt												
	11 → 84		17.6	17.6	17.6	16.5	14.6	13.6	12.2	11.4	10.4	USt P+												
115	11 → 78		17.6	17.6	16.6	15.2	13.4	12.5	11.2	USt														
	11 → 84		17.6	17.6	17.6	16.7	14.8	13.7	12.3	USt P+														
98	11 → 78		17.6	17.6	16.7	15.3	13.5	USt																
	11 → 85		17.6	17.6	17.6	16.8	14.9	USt P+																

= - 0.97 USt max.

(ft)			56	66	82	89	98	105	115	121	131	138	148	154	164	180	187	197	213	220	230	236	246	ft
	17.6 USt	8.8 USt																						
246	8 → 62	114 - 117	17.6	16.5	12.9	11.9	10.5	9.7	8.8	8.4	7.7	7.2	6.6	6.2	5.7	4.9	4.7	4.3	3.8	3.6	3.3	3.2	2.95	USt
	8 → 68	120 - 122	17.6	17.6	14.2	13	11.5	10.5	9.3	8.8	8	7.5	6.8	6.5	5.9	5.2	4.9	4.6	4	3.8	3.6	3.4	3.2	USt P+
230	8 → 65	119 - 122	17.6	17.5	13.7	12.6	11.2	10.4	9.3	8.8	8	7.5	6.8	6.4	5.8	5	4.8	4.4	3.9	3.8	3.5	USt		
	8 → 70	121 - 125	17.6	17.6	14.7	13.4	11.7	10.7	9.5	8.8	8.1	7.6	7	6.6	6	5.3	5	4.7	4.1	3.9	3.7	USt P+		
213	8 → 70	129 - 132	17.6	17.6	14.8	13.6	12.1	11.2	10.1	9.5	8.8	8.4	7.7	7.3	6.7	5.8	5.5	5.1	4.6	USt				
	8 → 74	131 - 134	17.6	17.6	15.7	14.3	12.6	11.6	10.4	9.7	8.8	8.5	7.8	7.4	6.8	6	5.7	5.4	4.8	USt P+				
197	8 → 74	134 - 138	17.6	17.6	15.7	14.4	12.8	11.8	10.6	10	9.1	8.8	8.1	7.7	7.1	6.3	6.1	5.7	USt					
	8 → 79	140 - 143	17.6	17.6	16.9	15.5	13.6	12.6	11.3	10.5	9.6	9	8.5	8	7.4	6.5	6.3	5.8	USt P+					
180	8 → 75	139 - 142	17.6	17.6	16	14.7	13.1	12.2	11	10.3	9.5	8.9	8.5	8	7.5	6.7	USt							
	8 → 81	148 - 151	17.6	17.6	17.3	15.9	14.1	13.1	11.8	11.1	10.1	9.6	8.8	8.6	8	7.2	USt P+							
164	8 → 75	140 - 143	17.6	17.6	16	14.8	13.1	12.2	11	10.4	9.5	8.9	8.5	8.1	7.5	USt								
	8 → 82	151 - 151	17.6	17.6	17.6	16.2	14.4	13.4	12.1	11.4	10.4	9.8	9.1	8.7	8.2	USt P+								
148	8 → 78	146 - 148	17.6	17.6	16.8	15.5	13.8	12.8	11.6	10.9	10	9.4	8.8	USt										
	8 → 86		17.6	17.6	17.6	17	15.2	14.1	12.8	12	10.9	10.3	9.5	USt P+										
131	8 → 78		17.6	17.6	16.6	15.2	13.4	12.5	11.2	10.5	9.6	USt												
	8 → 84		17.6	17.6	17.6	16.7	14.8	13.7	12.4	11.6	10.6	USt P+												
115	8 → 78		17.6	17.6	16.7	15.3	13.6	12.6	11.4	USt														
	8 → 85		17.6	17.6	17.6	16.9	14.9	13.9	12.5	USt P+														
98	8 → 79		17.6	17.6	16.8	15.4	13.7	USt																
	8 → 85		17.6	17.6	17.6	17	15	USt P+																

= - 0.29 USt max.

Jib weight & counter-jib ballast

	(lb) (+/- 5%)								
				10,141 lb	3,373 lb	(lb)	6,768 lb	3,373 lb	(lb)
246 ft	39,904	38,790	40,212	5	2	57,452	8	1	57,519
230 ft	39,330	38,250	39,639	5	2	57,452	8	1	57,519
213 ft	38,471	37,457	38,779	5	2	57,452	8	1	57,519
197 ft	36,200	35,252	36,509	5	1	54,079	8	0	54,146
180 ft	36,200	35,252	36,509	5	1	54,079	8	0	54,146
164 ft	34,106	33,158	34,414	5	2	57,452	8	1	57,519
148 ft	33,775	32,827	34,083	5	2	57,452	8	1	57,519
131 ft	31,945	30,997	32,254	5	0	50,706	7	1	50,750
115 ft	30,600	29,652	30,909	4	2	47,311	7	0	47,377
98 ft	28,770	27,822	29,079	4	1	43,938	6	1	43,982

CBS - 10,141 lb

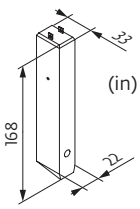

CBU - 6,768 lb

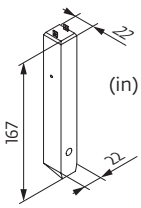

CBY - 3,373 lb

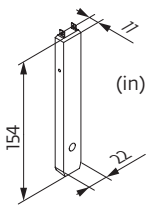

Dimensions and weight

Slewing crane part : 246 ft - - 90 HPL™

x 6

x 5

Slewing crane part		L (ft)	W (ft)	H (ft)	lb (+/- 5%)
Counter-jib	Ⓐ Ⓑ Ⓒ	39.4 39.4 39.4	4.1 4.1 4.1	8.2 8.2 8.2	31,107 29,983 25,441
Cab mast + cab	Ultra View	16.5	7.3	8.2	14,815
Towerhead	6.6 ft 8 ft	9.7 10.7	8.1 8.2	8.2 9	16,799 19,180
Hoisting winch (+ rope)	90 HPL™ 132 HPL™ 100 LVF	14 15.9 14	7.5 7.5 7.5	7.6 8.3 7.6	9,017 15,146 12,588
Jib section	① 6 DVF	35.3	5.9	9	12,125
Jib section	② ③ ⑤ ⑥ ⑦	33.5 33.8 33.5 33.6 33.4	3.9 3.9 3.9 3.9 3.9	8.2 7.9 7.8 6.9 6	6,934 5,335 3,439 2,723 2,094
Jib section	④ ⑧ ⑨	17.3 16.7 16.7	3.9 3.9 3.9	7.8 5 4.6	2,116 683 485
Trolley	17.6 USt	6.7	5	3.6	1,063
Pulley block	17.6 USt	4.6	1.5	7.3	1,301
Trolley	17.6 USt	5.8	5	3.4	551
Trolley	17.6 USt 8.8USt	5.8 6	5 5	3.4 3.4	668 668
Pulley block	17.6 USt 8.8 USt	6 3.8	0.9 0.7	6.2 5.2	1,863 816

Crane tower			L (ft)	W (ft)	H (ft)	lb (+/- 5%)
Telescopic cage T 61 Telescopic cage T 851	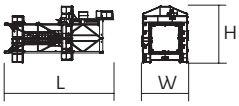	⊠6.6 ft ⊠8 ft	35.5 36.7	13.6 15.9	14.7 19	21,385 34,723
K 649B KM 649E K 85/KR 84B2 KM 850.10B KM 850.14B		⊠6.6 ft ⊠6.6 ft ⊠8 ft ⊠8 ft ⊠8 ft	33.6 33.8 33.6 33.9 33.9	6.8 6.7 8.3 8.3 8.3	6.7 6.7 8.2 8.2 8.2	11,663 10,692 21,242 22,201 24,670
K 649A KMT 649A KR 649A KRMT 649A K 849A KMT 849A KR 849A KRMT 849A K 85/KR 84A2 KMT 850.10A KMT 850.14A	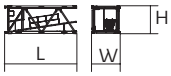	⊠6.6 ft ⊠6.6 ft ⊠6.6 ft ⊠6.6 ft ⊠8 ft ⊠8 ft ⊠8 ft ⊠8 ft ⊠8 ft ⊠8 ft ⊠8 ft	17.2 17.2 17.2 17.2 17.2 17.2 17.2 17.2 17.2 17.5 17.5	6.8 6.8 6.9 6.9 8.3 8.4 8.3 8.4 8.3 8.3 8.3	6.7 6.7 6.8 6.8 8.2 8.3 8.2 8.3 8.2 8.2 8.2	6,184 5,666 7,165 6,724 7,496 6,945 9,458 9,017 12,236 12,015 13,206
K 649C KMT 649C KRMT 649C KRMT 849C		⊠6.6 ft ⊠6.6 ft ⊠6.6 ft ⊠8 ft	11.7 11.7 11.7 11.7	6.8 6.8 6.9 8.4	6.7 6.7 6.8 8.3	4,376 4,542 5,401 7,066
Fixing angles	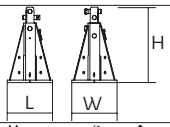	P 602B P 802B P 854A	2.1 2.5 3	2.1 2.5 3	4.2 4.2 4.9	761 1,025 2,072
Basic mast unit	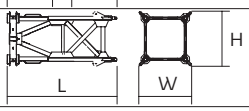	V 60A V 63A	16.4 32.9	7.9 7.9	7.9 7.9	10,494 16,887
Struts	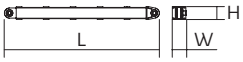	V 60A V 63A	14.8 14.8	1 1.1	1 1.1	1,036 1,235
Half-bearer	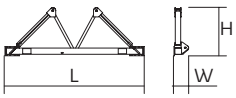	V 60A V 63A	22 22	2.3 2.3	7.6 7.6	4,057 4,101
Central cross (transport position)	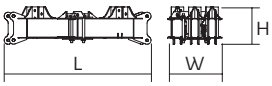	JM 850	17.1	5.6	4.9	14,771
Basic mast unit	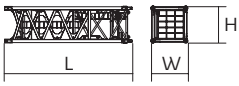	JM 850	28.7	8.2	8.2	32,187
Chassis girder	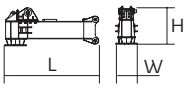	JM 850	17.1	3	5.1	7,055
Chassis ties	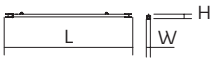	JM 850	23.6	0.8	1.1	551
Struts	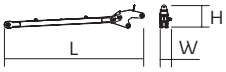	JM 850	26.9	2.5	4.3	5,071
1/2 Cross girder	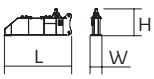	ZY 800 ZY 854	18.6 18.6	3.2 3.2	6.3 7.4	10,406 13,095
Cross girder	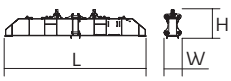	ZY 800 ZY 854	39.2 39	4.6 4.7	6.3 7.4	22,212 29,432
	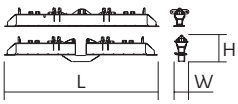	ZX 6830	29.9 29.9	3.7 2.5	3.6 4.9	11,607 12,004

Mechanisms

480 V - 60 Hz												hp	kW	
	90 HPL™ 40	fpm	133	174	249	366	548	69	90	130	190	274	90	66	1,768 ft
		USt	8.8	6.6	4.4	2.2	0.6	17.6	13.2	8.8	4.4	1.5			
	132 HPL™ 40	fpm	198	259	363	525	671	102	135	189	269	336	132	98	3,740 ft
		USt	8.8	6.6	4.4	2.2	0.8	17.6	13.2	8.8	4.4	2			
	100 LVF 40 Optima	fpm	146	187	249	325	382	76	98	131	171	192	100	75	3,727 ft
		USt	8.8	6.6	4.4	2.2	0.9	17.6	13.2	8.8	3.9	3			
	6 DVF 6 Optima	fpm	0 → 138 (17.6 USt) 0 → 276 (8.8 USt) 0 → 328 (4.4 USt)										5.5	4	
	RVF 172 Optima+	rpm	0 → 0.9										2 x 10	2 x 7.5	

IEC 60204-32	kVA	
480 V (+6% -10%) 60 Hz	90 HPL™ : 96→ 60 kVA 132 HPL™ : 130→ 77 kVA 100 LVF: 104 → 64 kVA	

100 LVF 40 Optima

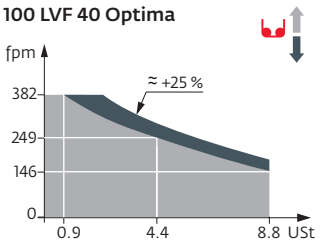

These mast combinations meet the EN 14439 and ASME B30.3-2016 specifications for "out of service" wind conditions, provided the illustrated wind speed matches required design wind speed for the location of the tower crane. The "out of service" design wind speed was determined in accordance with ASCE 7-10, Figure 26.5-1A. The wind velocity, used for this configuration was 98 mph (158 kph), which represents a nominal design 3-second wind gust at 33 ft (10 m) above ground for Exposure B category. A factor of 0.85 was applied to the 700-year ultimate design wind speed of 115 mph (185 kph), per ASCE 37-02, with the assumption that this crane is considered a temporary structure used during a construction period of 2 years or less.

- Jib elevation
- Standard equipment
- Options
- Potain Plus function: Plus load curves
- Hook heights with Plus load curves
- Reactions in service
- Reactions out of service
- Total ballast weight
- Jib weight
- Lorry 44 ft
- Container High Cube 40 ft, and/or Flat Rack 20 ft
- Hoisting
- Trolleying
- Slewing
- Travelling
- Required power
- Power Control Function: winch speeds adapted to the available power
- Consult us

This commercial document is not legally binding. For any technical information, please refer to the corresponding instructions.

© 2022 The Manitowoc Company, Inc.
www.manitowoc.com