POTAIN®

MDT 569 M32

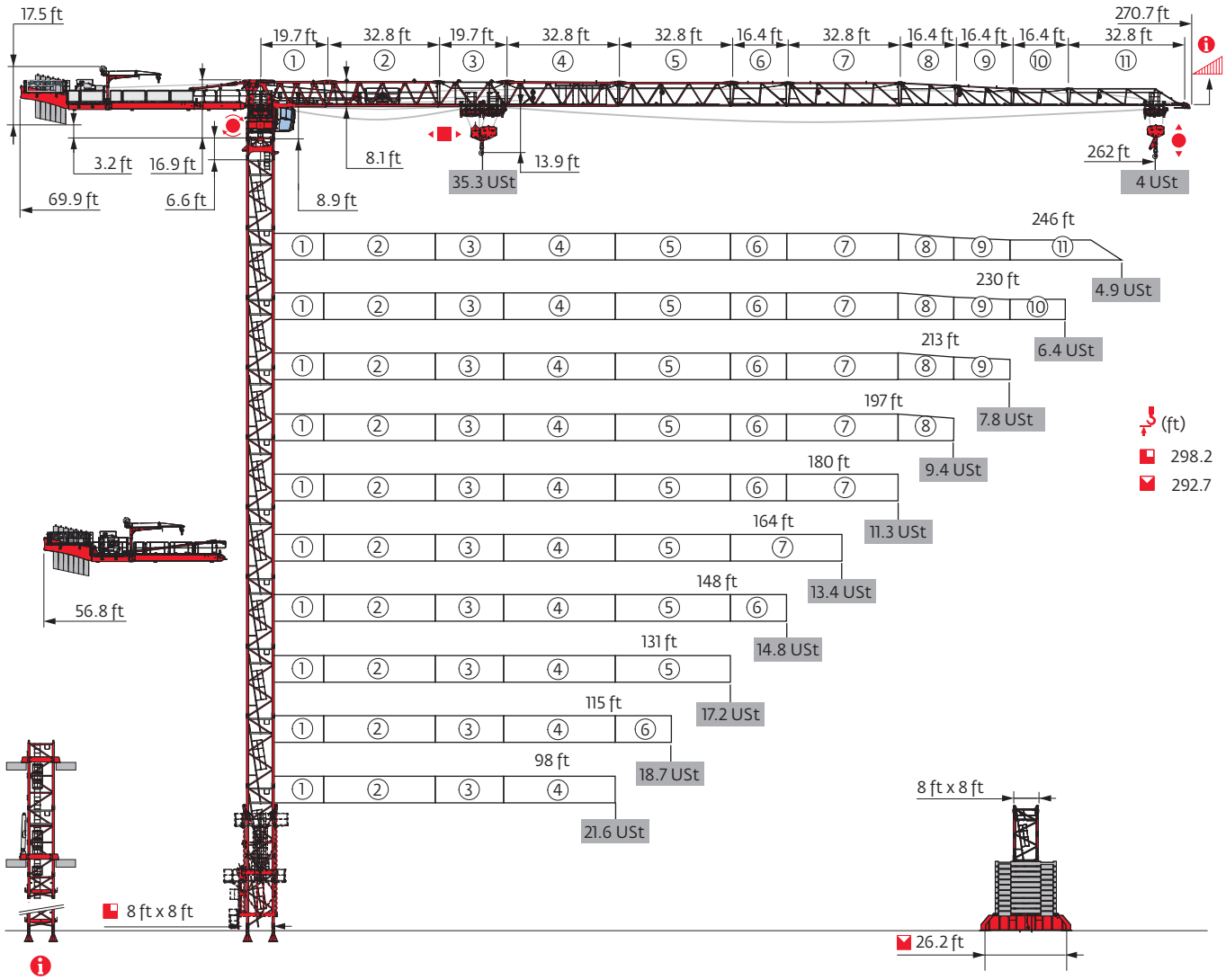

Potain Plus

Power Control

Top Site

Top Tracing 3

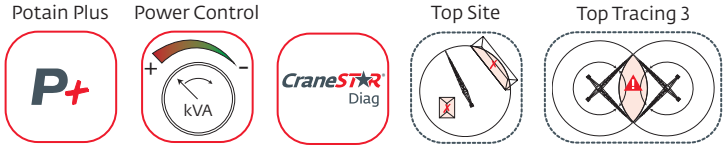

ASCE 7-10

Values have been rounded.

Mast - Reactions

8 ft - P 802B											
(ft)	98	115	131	148	164	180	197	213	230	246	262
(ft)	232.6	227	227	227	221.8	216.2	216.2	216.2	216.2	216.2	205.4
/P+ (ft)	232.6	227	227	227	221.8	216.2	216.2	216.2	216.2	216.2	205.4
6.6 ft	1	1	1	1	1	1	1	1	1	1	1
10.9 ft	0	1	1	1	2	0	0	0	0	0	2
16.4 ft	14	13	13	13	12	13	13	13	13	13	11
F2 (USt) ●	293	289	289	295	287	284	285	283	278	269	268
F2 (USt) ■	352	334	338	347	330	325	330	332	347	355	334
F3 (USt) ●	189	182	180	183	173	175	175	174	168	160	158
F3 (USt) ■	266	244	246	252	234	233	237	240	254	263	241

8 ft - P 854A											
(ft)	98	115	131	148	164	180	197	213	230	246	262
(ft)	292.7	298.2	298.2	287.4	292.7	292.7	292.7	292.7	287.4	281.8	281.8
/P+ (ft)	292.7	298.2	292.7	287.4	287.4	287.4	287.4	287.4	287.4	281.8	281.8
6.6 ft	1	1	1	1	1	1	1	1	1	1	1
10.9 ft	1	0	0	2	1	1	1	1	2	0	0
16.4 ft	17	18	18	16	17	17	17	17	16	17	17
F2 (USt) ●	365	372	369	368	363	367	368	364	366	351	366
F2 (USt) ■	603	626	624	601	601	615	615	610	610	586	593
F3 (USt) ●	243	245	240	238	232	240	240	237	239	227	240
F3 (USt) ■	500	517	513	489	487	505	505	500	500	479	485

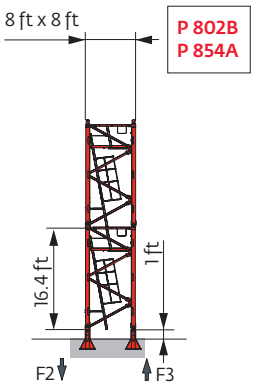

Motorized accesses: adapted mast compositions, base ballast and reactions.

Note: When "ASCE" is noted in this data sheet it is referring to 115 mph Wind Zone, Exposure B, Design Wind Speed = 98 mph.
See back cover for design wind speed calculations.

8 ft - ZY 800 -											
(ft)	98	115	131	148	164	180	197	213	230	246	262
(ft)	215.2	220.8	220.8	220.8	215.2	215.2	215.2	209.7	209.7	209.7	198.8
/P+ (ft)	215.2	215.2	209.7	204.4	198.8	182.4	198.8	209.7	209.7	209.7	198.8
6.6 ft	1	1	1	1	1	1	1	1	1	1	1
10.9 ft	1	0	0	0	1	1	1	2	2	2	1
16.4 ft	12	13	13	13	12	12	12	11	11	11	11
F1 (USt) ●	157	162	162	165	159	158	158	158	160	156	153
F1 (USt) ■	142	143	146	152	140	152	155	150	160	166	148

8 ft - ZY 854 -											
(ft)	98	115	131	148	164	180	197	213	230	246	262
(ft)	287.1	292.7	292.7	287.1	287.1	287.1	281.8	276.3	281.8	276.3	265.4
/P+ (ft)	287.1	292.7	287.1	287.1	287.1	281.8	281.8	276.3	281.8	276.3	265.4
6.6 ft	1	1	1	1	1	1	1	1	1	1	1
10.9 ft	0	2	2	0	0	0	1	2	1	2	1
16.4 ft	17	16	16	17	17	17	16	15	16	15	15
F1 (USt) ●	228	234	236	239	235	231	233	223	232	227	217
F1 (USt) ■	296	312	313	314	308	305	307	290	311	308	281

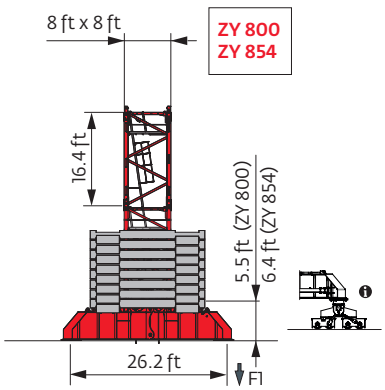

Anchorages

Base ballast

(USt) / 8 ft - ZY 800 -											
(ft)	98	115	131	148	164	180	197	213	230	246	262
220.8		92.6	79.4	66.1							
215.2	79.4	79.4	66.1	66.1	66.1	66.1	66.1				
209.7	79.4	79.4	66.1	66.1	66.1	66.1	66.1	79.4	92.6	92.6	
198.8	66.1	66.1	66.1	52.9	52.9	52.9	52.9	79.4	92.6	92.6	92.6
182.4	52.9	66.1	52.9	52.9	52.9	52.9	52.9	66.1	92.6	92.6	92.6
166	52.9	52.9	52.9	39.7	39.7	52.9	52.9	66.1	79.4	92.6	92.6
149.6	39.7	52.9	39.7	39.7	39.7	52.9	52.9	66.1	79.4	79.4	92.6
133.2	39.7	39.7	39.7	39.7	39.7	52.9	52.9	66.1	79.4	79.4	79.4
116.8	39.7	39.7	39.7	39.7	39.7	39.7	52.9	66.1	79.4	79.4	79.4
100.4	39.7	39.7	39.7	39.7	39.7	39.7	52.9	66.1	66.1	66.1	66.1
84	39.7	39.7	39.7	39.7	39.7	39.7	52.9	66.1	66.1	66.1	66.1
67.6	39.7	39.7	39.7	39.7	39.7	39.7	52.9	66.1	66.1	66.1	66.1

(USt) / 8 ft - ZY 854 -											
(ft)	98	115	131	148	164	180	197	213	230	246	262
292.7		211.6	211.6								
287.1	211.6	185.2	198.4	211.6	198.4	211.6					
281.8	185.2	172	172	185.2	172	198.4	211.6		211.6		
276.3	172	158.7	158.7	172	158.7	185.2	185.2	185.2	211.6	211.6	
265.4	132.3	119.1	119.1	132.3	119.1	145.5	145.5	145.5	172	185.2	185.2
249	105.8	105.8	92.6	92.6	92.6	105.8	105.8	105.8	119.1	132.3	132.3
232.6	92.6	92.6	79.4	79.4	66.1	79.4	79.4	79.4	92.6	92.6	92.6
216.2	79.4	66.1	66.1	66.1	52.9	66.1	66.1	66.1	79.4	92.6	92.6
199.8	66.1	66.1	52.9	52.9	52.9	52.9	52.9	66.1	79.4	79.4	92.6
183.4	52.9	52.9	52.9	39.7	39.7	39.7	52.9	66.1	79.4	79.4	79.4
167	39.7	52.9	39.7	26.5	39.7	39.7	39.7	66.1	79.4	79.4	79.4
150.6	39.7	39.7	39.7	26.5	39.7	39.7	39.7	66.1	79.4	79.4	79.4
134.2	26.5	39.7	26.5	26.5	26.5	39.7	39.7	52.9	66.1	66.1	66.1
117.8	26.5	26.5	26.5	26.5	26.5	39.7	39.7	52.9	66.1	66.1	66.1
101.4	26.5	26.5	26.5	26.5	26.5	26.5	39.7	52.9	66.1	66.1	66.1
85	26.5	26.5	26.5	26.5	26.5	26.5	39.7	52.9	52.9	52.9	52.9
68.6	26.5	26.5	26.5	26.5	26.5	26.5	39.7	52.9	52.9	52.9	52.9

Counter-jib ballast

	14,551 lb	10,362 lb	(lb)
262 ft	6	0	87,303
246 ft	5	1	83,114
230 ft	5	1	83,114
213 ft	5	1	83,114
197 ft	4	2	78,925
180 ft	3	3	74,737
164 ft	7	0	101,854
148 ft	5	2	93,476
131 ft	6	0	87,303
115 ft	4	2	78,925
98 ft	4	1	68,564

CCP - 14,551 lb

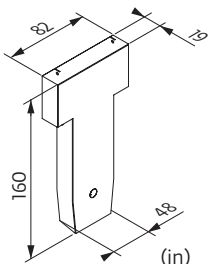

CCQ - 10,362 lb

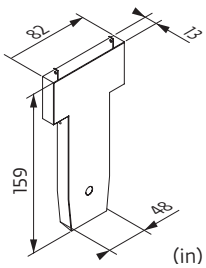

Load curves

(ft)			39	66	82	98	105	115	121	131	138	148	154	164	171	180	187	197	203	213	220	230	236	246	253	262	ft
	35.3 USt	17.6 USt																									
262	14.8 → 43.1	75.2 - 82.3	35.3	21	17.6	14.2	13.2	11.8	11	9.9	9.3	8.5	8.1	7.4	7	6.5	6.2	5.7	5.5	5.1	4.9	4.5	4.3	4.1	3.9	3.6	USt
	14.8 → 46.4	80.8 - 88.6	35.3	23.1	17.6	15.7	14.5	13	12.1	10.9	10.3	9.4	8.9	8.1	7.7	7.1	6.8	6.3	6	5.6	5.3	5	4.8	4.5	4.3	4	USt P+
246	14.8 → 44.6	78.3 - 85.4	35.3	22.1	17.6	14.9	13.8	12.4	11.6	10.5	9.9	9	8.5	7.9	7.5	6.9	6.6	6.1	5.9	5.5	5.2	4.9	4.7	4.4	USt		
	14.8 → 48.3	84.2 - 91.9	35.3	24.3	18.3	16.4	15.2	13.6	12.7	11.5	10.9	9.9	9.4	8.7	8.2	7.6	7.3	6.7	6.4	6	5.8	5.4	5.2	4.9	USt P+		
230	14.8 → 50.3	88.8 - 96.6	35.3	25.7	19.5	17.3	16	14.4	13.5	12.3	11.6	10.6	10.1	9.3	8.9	8.2	7.9	7.3	7	6.6	6.3	6	USt				
	14.8 → 54.4	95.7 - 105	35.3	28.2	21.4	17.6	17.6	15.8	14.8	13.5	12.7	11.7	11.1	10.2	9.7	9	8.6	8	7.6	7.1	6.8	6.4	USt P+				
213	14.8 → 55.1	97.5 - 106.1	35.3	28.7	21.9	17.6	17.6	16.1	15.1	13.7	13	11.9	11.3	10.5	10	9.3	8.9	8.3	8	7.5	USt						
	14.8 → 59.6	105.1 - 114.8	35.3	31.5	24.1	19.2	17.7	17.6	16.6	15.1	14.1	12.9	12.2	11.2	10.6	9.9	9.4	8.7	8.3	7.8	USt P+						
197	14.8 → 58.6	103.9 - 113.1	35.3	30.9	23.6	18.9	17.6	17.3	16.2	14.8	14	12.9	12.2	11.3	10.8	10.1	9.6	9	USt								
	14.8 → 60.5	112 - 120.7	35.3	32.4	25.4	20.6	19.1	17.6	17.5	16.1	15.2	13.9	13.2	12.1	11.5	10.6	10.1	9.4	USt P+								
180	14.8 → 60.4	107.1 - 116.6	35.3	32	24.5	19.6	18.1	17.6	16.8	15.4	14.5	13.4	12.7	11.8	11.2	10.5	USt										
	14.8 → 61.4	113.8 - 122.2	35.3	32.9	25.8	20.9	19.4	17.6	17.6	16.3	15.4	14.3	13.6	12.6	12.1	11.3	USt P+										
164	14.8 → 64.1	113.8 - 123.9	35.3	34.3	26.4	21.1	19.5	17.6	17.6	16.5	15.6	14.4	13.6	12.7	USt												
	14.8 → 64.4	120 - 128.6	35.3	34.6	27.2	22.1	20.6	18.6	17.6	17.2	16.3	15.1	14.4	13.4	USt P+												
148	14.8 → 64.3	114.3 - 124.7	35.3	34.5	26.5	21.2	19.6	17.6	17.6	16.6	15.7	14.4	USt														
	14.8 → 64.3	117.4 - 126	35.3	34.5	26.6	21.7	20.1	18.1	17.6	16.9	16	14.8	USt P+														
131	14.8 → 64.6	114.7 - 124.8	35.3	34.6	26.6	21.3	19.7	17.6	17.6	16.6	USt																
	14.8 → 64.9	119.8 - 128.7	35.3	34.8	27.4	22.2	20.6	18.5	17.6	17.2	USt P+																
115	14.8 → 65.9		35.3	35.3	27.3	21.9	20.2	18.1	USt																		
	14.8 → 65.9		35.3	35.3	27.6	22.4	20.8	18.7	USt P+																		
98	14.8 → 64.1		35.3	34.3	26.4	21.2	USt																				
	14.8 → 64.1		35.3	34.3	26.6	21.6	USt P+																				

= - 2.18 USt max.

(ft)			39	66	82	98	105	115	121	131	138	148	154	164	171	180	187	197	203	213	220	230	236	246	253	262	ft
	35.3 USt	17.6 USt																									
262	10.5 → 42.9	74.4 - 76.1	35.3	20.8	16	12.5	11.4	10.1	9.3	8.2	7.6	6.8	6.3	5.7	5.3	4.8	4.5	4	3.7	3.4	3.1	2.8	2.6	2.35	2.15	1.95	USt
	10.5 → 46.2	80 - 82	35.3	22.9	17.6	13.9	12.8	11.2	10.4	9.2	8.6	7.7	7.2	6.4	6	5.4	5.1	4.6	4.3	3.9	3.6	3.3	3.1	2.75	2.55	2.3	USt P+
246	10.5 → 44.4	77.5 - 79.2	35.3	21.8	16.9	13.3	12.2	10.7	9.9	8.9	8.2	7.4	6.9	6.2	5.8	5.3	5	4.5	4.2	3.8	3.6	3.3	3.1	2.8	USt		
	10.5 → 48	83.4 - 85.3	35.3	24	18	14.8	13.6	12	11.1	9.9	9.2	8.3	7.8	7	6.6	6	5.6	5.1	4.8	4.4	4.1	3.8	3.5	3.2	USt P+		
230	10.5 → 49.7	87.1 - 89.1	35.3	25.2	19.1	15.5	14.3	12.7	11.7	10.5	9.8	8.9	8.3	7.6	7.1	6.5	6.1	5.6	5.3	4.9	4.6	4.2	USt				
	10.5 → 53.8	93.9 - 96.6	35.3	27.8	21	17.3	15.9	14.1	13.1	11.8	11	9.9	9.3	8.5	8	7.3	6.8	6.2	5.9	5.4	5.1	4.6	USt P+				
213	10.5 → 54.8	96.6 - 98.8	35.3	28.5	21.7	17.6	16.3	14.6	13.6	12.2	11.4	10.4	9.8	9	8.5	7.8	7.4	6.8	6.5	6	USt						
	10.5 → 59.3	104.1 - 106.9	35.3	31.3	23.9	19	17.6	16.2	15.1	13.5	12.6	11.4	10.7	9.7	9.1	8.3	7.9	7.2	6.8	6.3	USt P+						
197	10.5 → 58.3	102.9 - 105.3	35.3	30.7	23.4	18.7	17.6	15.8	14.7	13.3	12.5	11.4	10.7	9.8	9.3	8.6	8.1	7.5	USt								
	10.5 → 60.2	110.9 - 112.2	35.3	32.2	25.2	20.4	18.9	17.2	16	14.5	13.7	12.4	11.6	10.6	10	9.1	8.6	7.9	USt P+								
180	10.5 → 60.4	107.1 - 109.6	35.3	32	24.5	19.6	18.1	16.6	15.5	14.1	13.2	12.1	11.4	10.5	9.9	9.2	USt										
	10.5 → 61.4	113.8 - 114.9	35.3	32.9	25.8	20.9	19.4	17.6	16.5	15	14.1	13	12.3	11.3	10.8	10	USt P+										
164	10.5 → 64.1	113.8 - 116.5	35.3	34.3	26.4	21.1	19.5	17.6	16.8	15.2	14.3	13.1	12.3	11.4	USt												
	10.5 → 64.4	120 - 120.9	35.3	34.6	27.2	22.1	20.6	18.6	17.6	15.9	15	13.8	13.1	12.1	USt P+												
148	10.5 → 64.3	114.3 - 116.9	35.3	34.5	26.5	21.2	19.6	17.6	16.8	15.3	14.4	13.1	USt														
	10.5 → 64.3	117.4 - 118.5	35.3	34.5	26.6	21.7	20.1	18.1	17.1	15.6	14.7	13.5	USt P+														
131	10.5 → 64.6	114.7 - 117.4	35.3	34.6	26.6	21.3	19.7	17.6	16.9	15.3	USt																
	10.5 → 64.9	119.8 - 121	35.3	34.8	27.4	22.2	20.6	18.5	17.6	15.9	USt P+																
115	10.5 → 65.9		35.3	35.3	27.3	21.9	20.2	18.1	USt																		
	10.5 → 65.9		35.3	35.3	27.6	22.4	20.8	18.7	USt P+																		
98	10.5 → 64.1		35.3	34.3	26.4	21.2	USt																				
	10.5 → 64.1		35.3	34.3	26.6	21.6	USt P+																				

= - 0.71 USt max.

Dimensions and weight

Slewing crane part: 262 ft - - 180 HPL™

x 9

x 8

Slewing crane part		L (ft)	W (ft)	H (ft)	lb (+/- 5%)
Counter-jib		39.4	7.2	8.2	29,690
		39.4	7.2	8.2	39,432
		39.1	7.2	9.2	29,573
		15 14.2	5.3 4.5	6.6 8.1	9,590 6,993
		53.3	21.9	12.9	34,458
		66.5	21.9	12.9	43,343
Hoisting winch (+ rope)	180 HPL™	15.8	6.3	6.5	16,698
Cab	Ultra View	11	7.5	8.2	6,614
Towerhead	8 ft	8.8	8.2	9.9	27,866
		21.9	8.2	9.9	34,480
Jib section	1	25.3	5.1	8.1	19,103
	2	34	7.4	8.1	19,335
	3	20.9	4.5	8	7,154
	4	34.1	4.5	7.8	9,466
	5 7 11	34.1 33.6 33.1	4.5 4.5 4.5	7.3 7.2 5.1	7,115 4,991 1,825
	6 8 9 10	17.6 17.4 17.1 17	4.5 4.5 4.5 4.5	7.3 7 6.1 5.2	3,007 1,719 1,464 1,246

		L (ft)	W (ft)	H (ft)	lb (+/- 5%)
Jib section		5.5	5.2	1.9	589
Trolley	35.3 USt	8.6	5.7	5.2	2,678
Pulley block	35.3 USt	6.2	2.6	10.4	3,120
Trolley	35.3 USt	13.8	5.9	4.9	3,219
Pulley block	35.3 USt	7.5	1.1	9.7	2,888
Trolley	17.6 USt	6.9	5.9	4.9	1,720
Pulley block	17.6 USt	5	1.1	10	1,786
Trolley inspection platform		3.1	3.4	7	125
Crane tower					
T 851	⊡8 ft	36.7	15.9	19	34,723
K 84/K 84-2	⊡8 ft	7.3	10.6	8.2	6,724
K 85/KR 84B2	⊡8 ft	33.6	8.3	8.2	21,242
KM 850.10B		33.9	8.3	8.2	22,201
KM 850.14B		33.9	8.3	8.2	24,670
K 85/KR 84A2		17.2	8.3	8.2	12,236
KMT 850.10A		17.5	8.3	8.2	12,015
KMT 850.14A		17.5	8.3	8.2	13,206
K 849A		17.2	8.3	8.2	7,496
KMT 849A		17.2	8.4	8.3	6,945
KR 849A		17.2	8.3	8.2	9,458
KRMT 849A		17.2	8.4	8.3	9,017
KRMT 849C		11.7	8.4	8.3	7,066
KMT 850.10C		12	8.3	8.2	9,326
Fixing angles	P 802B P 854A	2.5 3	2.5 3	4.2 4.9	1,025 2,072
1/2 Cross girder	ZY 800 ZY 854	18.6 18.6	3.2 3.2	6.3 7.4	10,406 13,095
Cross girder	ZY 800 ZY 854	39.2 39	4.6 4.7	6.3 7.4	22,212 29,432

Mechanisms

480 V - 60 Hz													hp	kW	
	180 HPL™ 80	fpm	139	172	230	358	495	71	87	115	184	248	180	132	1,660 ft
		USt	17.6	13.2	8.8	4.4	2	35.3	26.5	17.6	8.8	5.2			
	15 DVF 16 Optima	fpm	0 → 108 (35.3 USt) 0→ 164 (22 USt) 0 → 220 (11 USt) 0 → 328 (2.8 USt)										15	11	
	RVF 174 Optima +	rpm	0 → 0.7										4 x 10	4 x 7.5	

IEC 60204-32	kVA
480 V (+6% -10%) 60 Hz	194 → 122 kVA

These mast combinations meet the EN 14439 and ASME B30.3-2016 specifications for "out of service" wind conditions, provided the illustrated wind speed matches required design wind speed for the location of the tower crane. The "out of service" design wind speed was determined in accordance with ASCE 7-10, Figure 26.5-1A. The wind velocity, used for this configuration was 98 mph (158 kph), which represents a nominal design 3-second wind gust at 33 ft (10 m) above ground for Exposure B category. A factor of 0.85 was applied to the 700-year ultimate design wind speed of 115 mph (185 kph), per ASCE 37-02, with the assumption that this crane is considered a temporary structure used during a construction period of 2 years or less.

- Jib elevation
- Standard equipment
- Options
- Potain Plus function: Plus load curves
- Hook heights with Plus load curves
- Reactions in service
- Reactions out of service
- Total ballast weight
- Lorry 44 ft
- Container High Cube 40 ft, and/or Flat Rack 20 ft
- Hoisting
- Trolleying
- Slewing
- Travelling
- Required power
- Power Control Function: winch speeds adapted to the available power
- Consult us

This commercial document is not legally binding. For any technical information, please refer to the corresponding instructions.

© 2022 The Manitowoc Company, Inc.
www.manitowoc.com